

Situation Report #456: COVID-19

Ministry of Health | Health System Emergency Management Branch

June 22, 2021

Situation:

Case count as of June 22, 2021 / Nombre de cas le 22 juin 2021				
Area / Région	Case count / Nombre de cas	Change from yesterday / Changement par rapport à hier	Deaths / Décès	Change from yesterday / Changement par rapport à hier
Canada*	1 409 607	+ 772	26 087	+ 11
Ontario**	542 764 ***	+ 296	9 082	+ 60 ***

* Numbers from PHAC current as of 7 p.m. yesterday / Chiffres de l'ASPC à jour à 19h hier.

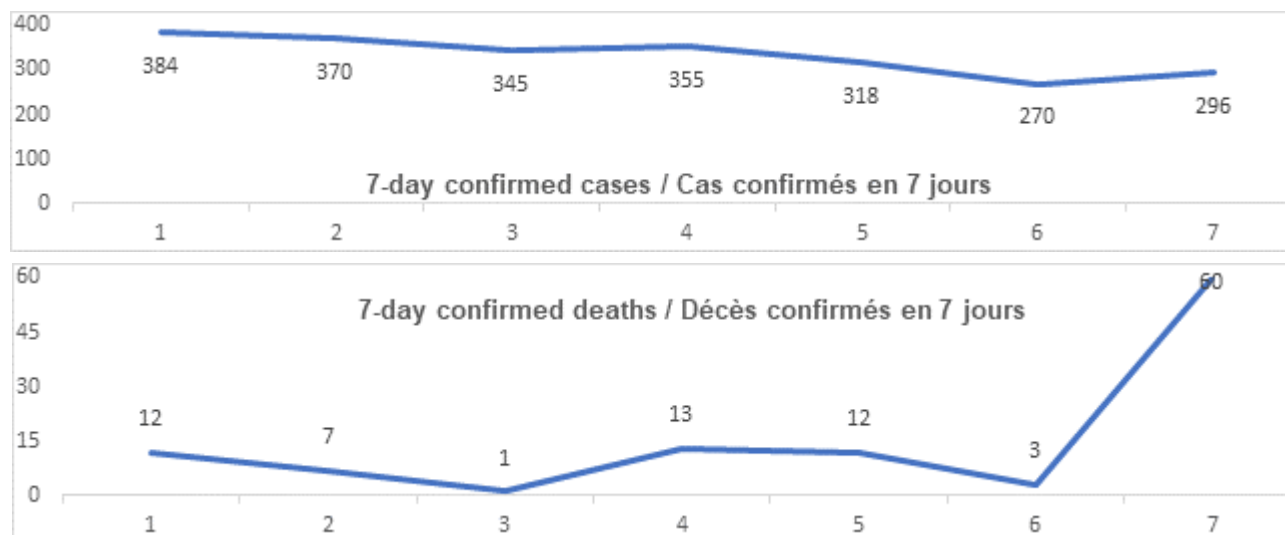
** Ontario current as of 3 p.m. yesterday / Chiffres de l'Ontario à jour à 15h hier.

***About 80 cases from 2020 have been included in Toronto Public Health's case count today due to a data review and data cleaning initiative. 54 deaths from previous months are included today due to a data review and data cleaning initiative.

Ontario:

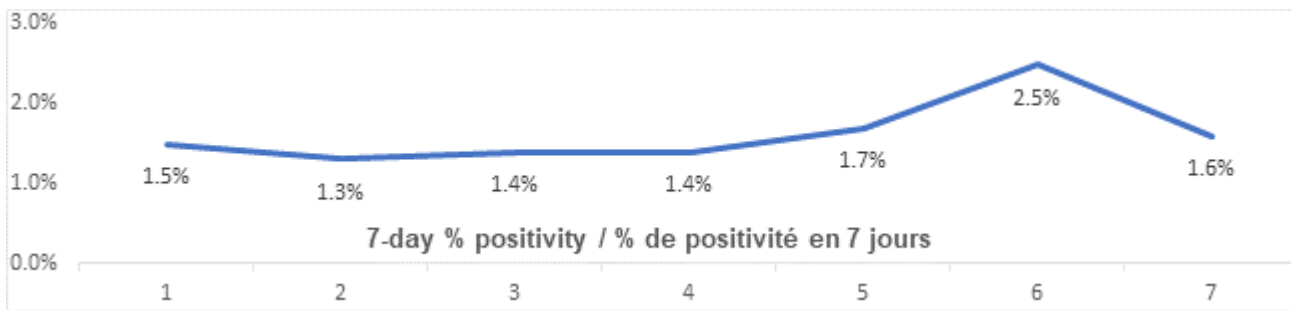
Vaccination*	Vaccination	Yesterday / Hier
Cumulative vaccine doses administered	Nombre total de doses de vaccin administrées	12 869 310

Confirmed Cases	Cas confirmés	Data Source	Yesterday / Hier	7-day % change
Cumulative Cases	Nombre cumulatif de cas	CCM / SPGCC	542 764	0%
Health Sector Worker Cases	Nombre de cas chez les travailleurs du secteur de la santé	CCM / SPGCC	23 450	0%
Cumulative Resolved	Nombre cumulatif de cas résolus	CCM / SPGCC	530 434	1%
Cumulative Deaths	Nombre cumulatif de décès	CCM / SPGCC	9 082	1%
Long-Term Care Home Residents	Nombre de décès de résidents des CSLD	Ontario.ca: Status of COVID-19 cases in LTCH		Ontario.ca: État des cas de COVID-19 en FSLD
Retirement Home Residents	Nombre de décès de résidents des maisons de retraite	RHRA Dashboard		Tableau de bord de l'ORMR
Health Sector Worker	Nombre de décès de travailleurs du secteur de la santé	CCM / SPGCC	18	0%
Daily Count / Nombre quotidien				

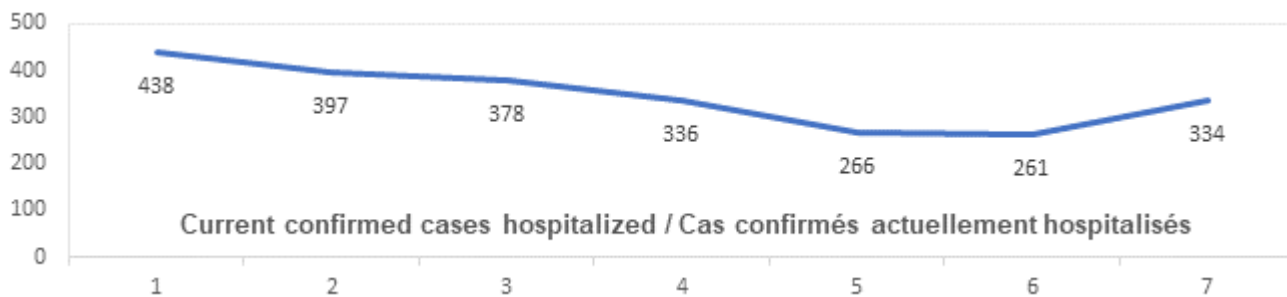


Effective Reproduction Number (Rt)* and Confidence Interval	Taux de reproduction effectif (Re)* et intervalle de confiance	Data Source / Source des données	June 16, 2021 - June 22, 2021 / 16 juin, 2021 - 22 juin, 2021	June 11, 2021 - June 17, 2021 / 11 juin, 2021 - 17 juin, 2021
Ontario	Ontario	PHO / SPO	0.78 [0.75 - 0.81]	0.82 [0.79 - 0.85]
North	Nord	PHO / SPO	0.69 [0.59 - 0.79]	0.95 [0.85 - 1.07]
Eastern	Est	PHO / SPO	0.79 [0.67 - 0.91]	0.91 [0.79 - 1.04]
Central East	Centre-Est	PHO / SPO	0.71 [0.66 - 0.77]	0.70 [0.66 - 0.75]
Toronto	Toronto	PHO / SPO	0.76 [0.69 - 0.84]	0.76 [0.70 - 0.82]
South West	Sud-Ouest	PHO / SPO	0.87 [0.76 - 1.00]	0.96 [0.85 - 1.08]
Central West	Centre-Ouest	PHO / SPO	0.86 [0.80 - 0.93]	0.90 [0.84 - 0.96]
Testing	Dépistage		Yesterday / Hier	7-day average / Moyenne de 7 jours
Daily tests completed	Dépistages quotidiens effectués	NOC / COR	16 784	23 174
% positivity	% de positivité	NOC / COR	1.6%	1.6%
Tests in process	Analyses en cours	NOC / COR	11 986	9 723

Daily Count / Nombre quotidien



Acute Care	Soins aigus	Data Source / Source des données	Yesterday / Hier	7-day % change / % de changement sur 7 jours
Confirmed patients hospitalized	Cas confirmés hospitalisés	dBCS / RqL	334	-23%
Cumulative hospitalized health sector workers	Nombre cumulatif de travailleurs du secteur de la santé hospitalisés	CCM / SPGCC	454	1%
Cumulative health sector workers in ICU	Nombre cumulatifs de travailleurs du secteur de la santé aux soins intensifs	CCM / SPGCC	9 7	0%
				7-day average / Moyenne de 7 jours
Current vented patients (includes COVID+)	Patients actuellement branchés à un respirateur (incluent les COVID+)	CCSO / SOSMPC	631	630
CRCI Vented	COVID+ sur respirateur	CCSO / SOSMPC	202	218
Daily Count / Nombre quotidien				



Active Outbreaks	Éclosions actives	Data Source / Source des données	Yesterday / Hier	7-day average / Moyenne de 7 jours
Congregate Care / Habitations collectives				
LTCH	FLSD	CCM / SPGCC	10	10
RH	MR	CCM / SPGCC	3	3
Hospital	Hôpital	CCM / SPGCC	4	4
Congregate Living / Hébergement collectif				
Group Homes / Supportive Housing	Foyers de groupe / logement avec services de soutien	CCM / SPGCC	6	6
Shelter	Refuge	CCM / SPGCC	6	6
Correctional Facilities	Établissements correctionnels	CCM / SPGCC	7	6
Short-term Accommodation	Logement temporaire	CCM / SPGCC	1	1
Other congregate	Autre hébergement collectif	CCM / SPGCC	4	5
Education / Éducation				
Childcare	Garde d'enfants	CCM / SPGCC	11	13
Elementary school	École élémentaire	CCM / SPGCC	1	1
Secondary school	École secondaire	CCM / SPGCC	0	0
Elementary/Secondary school	École élémentaire/secondaire	CCM / SPGCC	0	0
Post-Secondary	Postsecondaire	CCM / SPGCC	3	3
Workplaces / Lieu de travail				
Farm	Exploitation agricole	CCM / SPGCC	1	2
Food Processing	Transformation alimentaire	CCM / SPGCC	1	3
Retail	Vente au détail	CCM / SPGCC	8	9
Medical/Health Service	Service médical / de santé	CCM / SPGCC	1	1

Other Workplace	Autre lieu de travail	CCM / SPGCC	42	48
Recreational / Loisir				
Bar / Restaurant / Nightclub	Bar / restaurant / boîte de nuit	CCM / SPGCC	10	10
Recreational Fitness	Activités de conditionnement physique récréatives	CCM / SPGCC	0	0
Personal Service Setting	Établissement de services personnels	CCM / SPGCC	0	0
Other recreational setting	Autre établissement de loisir	CCM / SPGCC	7	8
Other / Autre				
Other	Autre	CCM / SPGCC	1	1
Undefined	Indéfini	CCM / SPGCC	3	3

CCM = Provincial Case and Contact Management Solution; PHO = Public Health Ontario; NOC = COVID19 Provincial Diagnostic Network Operations Centre; CCSO = Critical Care Services Ontario; dBCS = Daily Bed Census; CRCI = COVID-Related Critical Illness (COVID-Related Critical Illness (CRCI) is defined as: Admission to the ICU because of a clinical syndrome consistent with COVID, AND the patient has had a positive test that is consistent with acute COVID illness. COVID+ is a sub-set of CRCI patients whose last COVID test was positive.)

*Effective reproduction number (Rt) is updated twice weekly and not daily. Rt is not calculated for PHU Regions with case counts < 12 over the reporting period.

Update

- The COVID-19 Vaccine Information Sheet and the COVID-19 Vaccine Information Sheet for Youth (Age 12-17) have been updated and are attached. Both documents include new information on myocarditis and pericarditis following vaccination. These will be updated on our website shortly.
- [Q&A for Health Care Providers on Mixed COVID-19 mRNA Vaccine Schedules](#) has been updated and is available on the Ministry's website.
- The Provincial Antigen Screening Program (PASP) free rapid antigen test kits to high-risk communities, organizations and essential workplaces. The application process is open to all organizations that are allowed to be open under current public health measures, and also require people to be physically present. <https://covid-19.ontario.ca/get-free-rapid-tests>

Looking for more information?

- For more information about cases and deaths in Ontario over the course of this pandemic, and for breakdowns by region, age, and sex, please view the [Government of Ontario website](#) or the [Ontario COVID-19 Data Tool](#) by Public Health Ontario.
- Please visit the ministry website for sector-specific [guidance](#) and [directives, memorandums and other resources](#).