

Situation Report #428: COVID-19

Ministry of Health | Health System Emergency Management Branch

May 12, 2021

Situation:

| Case count as of May 12, 2021 / Nombre de cas le 12 mai 2021 | | | | |
|--|---------------|---|----------------|---|
| Area / Région | Area / Région | Change from yesterday / Changement par rapport à hier | Deaths / Décès | Change from yesterday / Changement par rapport à hier |
| Canada* | 1 299 572 | + 5 386 | 24 714 | + 32 |
| Ontario** | 499 412 | + 2 320 | 8 374 | + 32 |

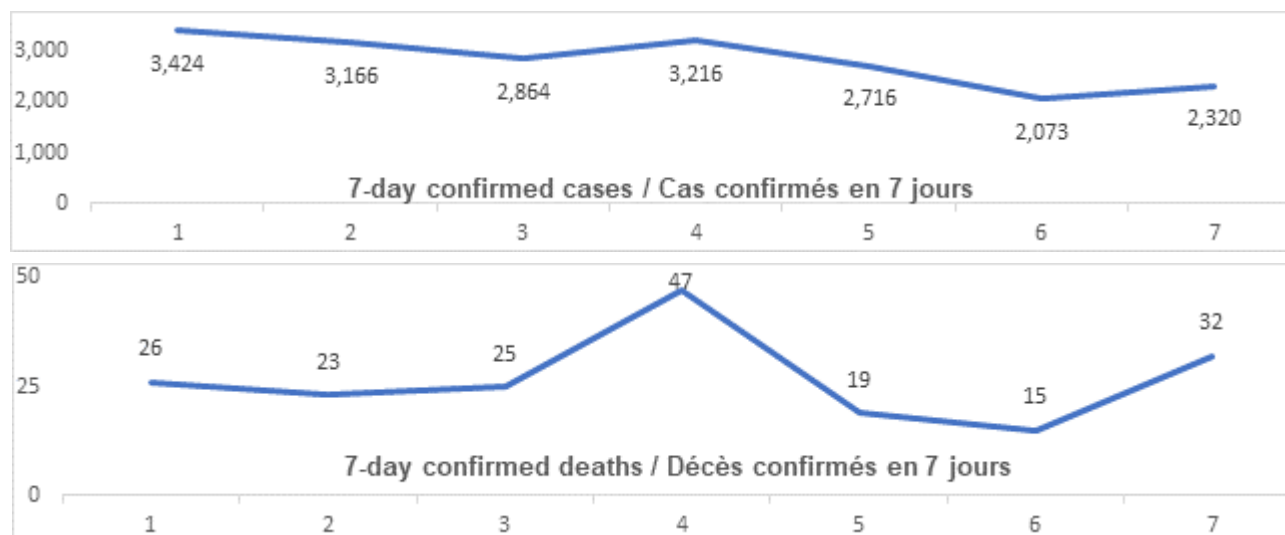
* Numbers from PHAC current as of 7 p.m. yesterday / Chiffres de l'ASPC à jour à 19h hier.

** Ontario current as of 3 p.m. yesterday / Chiffres de l'Ontario à jour à 15h hier.

Ontario:

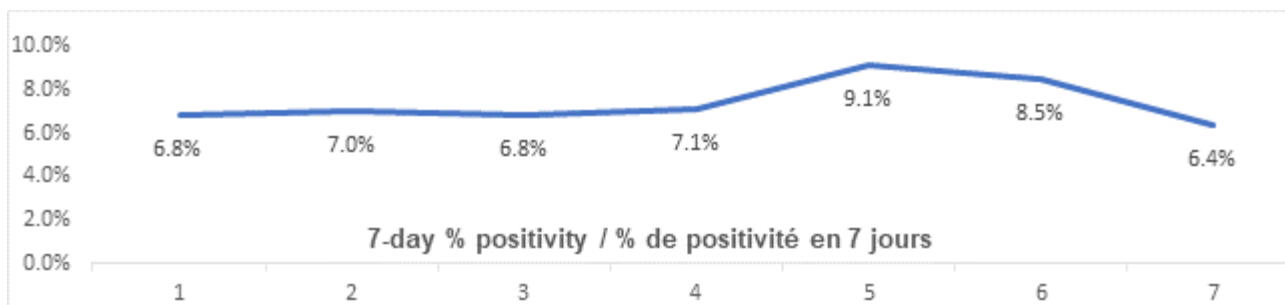
| Vaccination* | Vaccination | Yesterday / Hier |
|---------------------------------------|--|------------------|
| Cumulative vaccine doses administered | Nombre total de doses de vaccin administrées | 6 491 666 |

| Confirmed Cases | Cas confirmés | Data Source / Source des données | Yesterday / Hier | 7-day % change / % de changement sur 7 jours |
|--------------------------------|--|--|------------------|--|
| Cumulative Cases | Nombre cumulatif de cas | CCM / SPGCC | 499 412 | 4% |
| Health Sector Worker Cases | Nombre de cas chez les travailleurs du secteur de la santé | CCM / SPGCC | 22 286 | 2% |
| Cumulative Resolved | Nombre cumulatif de cas résolus | CCM / SPGCC | 461 076 | 6% |
| Cumulative Deaths | Nombre cumulatif de décès | CCM / SPGCC | 8 374 | 2% |
| Long-Term Care Home Residents | Nombre de décès de résidents des CSLD | Ontario.ca: Status of COVID-19 cases in LTCH | | Ontario.ca: État des cas de COVID-19 en FSLD |
| Retirement Home Residents | Nombre de décès de résidents des maisons de retraite | RHRA Dashboard | | Tableau de bord de l'ORMR |
| Health Sector Worker | Nombre de décès de travailleurs du secteur de la santé | CCM / SPGCC | 17 | 0% |
| Daily Count / Nombre quotidien | | | | |

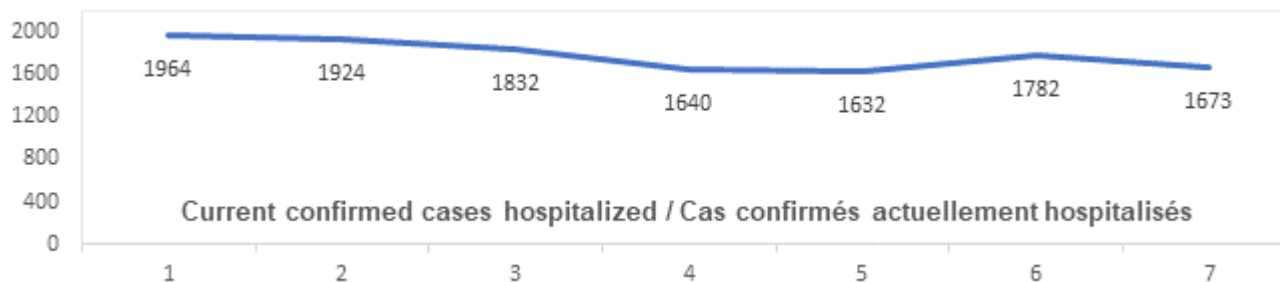


| Effective Reproduction Number (Rt)* and Confidence Interval | Taux de reproduction effectif (Re)* et intervalle de confiance | Data Source / Source des données | May 5, 2021 - May 11, 2021 / 5 mai, 2021 - 11 mai, 2021 | April 30, 2021 - May 6, 2021 / 30 avril, 2021 - 6 mai, 2021 |
|---|--|----------------------------------|---|---|
| Ontario | Ontario | PHO / SPO | 0.89 [0.87 - 0.90] | 0.92 [0.91 - 0.94] |
| North | Nord | PHO / SPO | 0.96 [0.85 - 1.08] | 0.97 [0.86 - 1.08] |
| Eastern | Est | PHO / SPO | 0.85 [0.81 - 0.90] | 0.89 [0.85 - 0.94] |
| Central East | Centre-Est | PHO / SPO | 0.91 [0.89 - 0.93] | 0.90 [0.89 - 0.92] |
| Toronto | Toronto | PHO / SPO | 0.85 [0.83 - 0.88] | 0.93 [0.91 - 0.96] |
| South West | Sud-Ouest | PHO / SPO | 0.98 [0.92 - 1.04] | 0.91 [0.86 - 0.96] |
| Central West | Centre-Ouest | PHO / SPO | 0.87 [0.84 - 0.90] | 0.98 [0.94 - 1.01] |
| Testing | Dépistage | | Yesterday / Hier | 7-day average / Moyenne de 7 jours |
| Daily tests completed | Dépistages quotidiens effectués | NOC / COR | 45 681 | 41 825 |
| % positivity | % de positivité | NOC / COR | 6.4% | 7.4% |
| Tests in process | Analyses en cours | NOC / COR | 28 174 | 22 428 |

| |
|--------------------------------|
| Daily Count / Nombre quotidien |
|--------------------------------|



| Acute Care | Soins aigus | Data Source / Source des données | Yesterday / Hier | 7-day % change / % de changement sur 7 jours |
|---|--|----------------------------------|------------------|--|
| Confirmed patients hospitalized | Cas confirmés hospitalisés | dBCS / RqL | 1673 | -19% |
| Cumulative hospitalized health sector workers | Nombre cumulatif de travailleurs du secteur de la santé hospitalisés | CCM / SPGCC | 418 | 1% |
| Cumulative health sector workers in ICU | Nombre cumulatifs de travailleurs du secteur de la santé aux soins intensifs | CCM / SPGCC | 9 2 | 2% |
| | | | | 7-day average / Moyenne de 7 jours |
| Current vented patients (includes COVID+) | Patients actuellement branchés à un respirateur (incluent les COVID+) | CCSO / SOSMPC | 983 | 98 0 |
| CRCI Vented | COVID+ sur respirateur | CCSO / SOSMPC | 561 | 58 0 |
| Daily Count / Nombre quotidien | | | | |



| Active Outbreaks | Éclosions actives | Data Source / Source des données | Yesterday / Hier | 7-day average / Moyenne de 7 jours |
|--|--|----------------------------------|------------------|------------------------------------|
| Congregate Care / Habitations collectives | | | | |
| LTCH | FLSD | CCM / SPGCC | 38 | 45 |
| RH | MR | CCM / SPGCC | 17 | 16 |
| Hospital | Hôpital | CCM / SPGCC | 39 | 41 |
| Congregate Living / Hébergement collectif | | | | |
| Group Homes / Supportive Housing | Foyers de groupe / logement avec services de soutien | CCM / SPGCC | 36 | 41 |
| Shelter | Refuge | CCM / SPGCC | 23 | 24 |
| Correctional Facilities | Établissements correctionnels | CCM / SPGCC | 5 | 6 |
| Short-term Accommodation | Logement temporaire | CCM / SPGCC | 4 | 5 |
| Other congregate | Autre hébergement collectif | CCM / SPGCC | 6 | 7 |
| Education / Éducation | | | | |
| Childcare | Garde d'enfants | CCM / SPGCC | 123 | 128 |
| Elementary school | École élémentaire | CCM / SPGCC | 5 | 7 |
| Secondary school | École secondaire | CCM / SPGCC | 1 | 1 |
| Elementary/Secondary school | École élémentaire/secondaire | CCM / SPGCC | 0 | 0 |
| Post-Secondary | Postsecondaire | CCM / SPGCC | 5 | 5 |
| Workplaces / Lieu de travail | | | | |
| Farm | Exploitation agricole | CCM / SPGCC | 16 | 20 |
| Food Processing | Transformation alimentaire | CCM / SPGCC | 20 | 22 |
| Retail | Vente au détail | CCM / SPGCC | 35 | 36 |
| Medical/Health Service | Service médical / de santé | CCM / SPGCC | 3 | 4 |

| | | | | |
|---------------------------------|---|----------------|-----|-----|
| Other Workplace | Autre lieu de travail | CCM / SPGCC | 241 | 245 |
| Recreational / Loisir | | | | |
| Bar / Restaurant / Nightclub | Bar / restaurant / boîte de nuit | CCM / SPGCC | 28 | 26 |
| Recreational Fitness | Activités de conditionnement physique récréatives | CCM / SPGCC | 1 | 1 |
| Personal Service Setting | Établissement de services personnels | CCM / SPGCC | 1 | 0 |
| Other recreational setting | Autre établissement de loisir | CCM / SPGCC | 19 | 21 |
| Other / Autre | | | | |
| Other | Autre | CCM / SPGCC | 8 | 8 |
| Undefined | Indéfini | CCM / SPGCC | 4 | 5 |

CCM = Provincial Case and Contact Management Solution; PHO = Public Health Ontario; NOC = COVID19 Provincial Diagnostic Network Operations Centre; CCSO = Critical Care Services Ontario; dBCS = Daily Bed Census; CRCI = COVID-Related Critical Illness (COVID-Related Critical Illness (CRCI) is defined as: Admission to the ICU because of a clinical syndrome consistent with COVID, AND the patient has had a positive test that is consistent with acute COVID illness. COVID+ is a sub-set of CRCI patients whose last COVID test was positive.)

*Effective reproduction number (Rt) is updated twice weekly and not daily. Rt is not calculated for PHU Regions with case counts < 12 over the reporting period.

Update

- Over 50 per cent of Ontario Adults Receive First Dose of COVID-19 Vaccine. Ontario has administered first doses of the COVID-19 vaccines to over 50 per cent of Ontarians aged 18 and over. Over one million doses of the COVID-19 vaccine have been administered in Ontario since the start of May, and the province remains on track to have administered first doses to 65 per cent of Ontarians aged 18 and over by the end of May.
- Screening for COVID-19: guidance for employers is available on the Ontario government website.
- COVID-19 vaccines and workplace health and safety is available on the Ontario government website.

Looking for more information?

- For more information about cases and deaths in Ontario over the course of this pandemic, and for breakdowns by region, age, and sex, please view the Government of Ontario website or the Ontario COVID-19 Data Tool by Public Health Ontario.
- Please visit the ministry website for sector-specific guidance and directives, memorandums and other resources.