

Situation Report #421: COVID-19

Ministry of Health | Health System Emergency Management Branch

May 3, 2021

Situation:

Case count as of May 3, 2021 / Nombre de cas le 3 mai 2021				
Area / Région	Area / Région	Change from yesterday / Changement par rapport à hier	Deaths / Décès	Change from yesterday / Changement par rapport à hier
Canada*	1 234 180	+ 7 147	24 300	+ 39
Ontario**	473 901	+ 3 436	8 118	+ 16

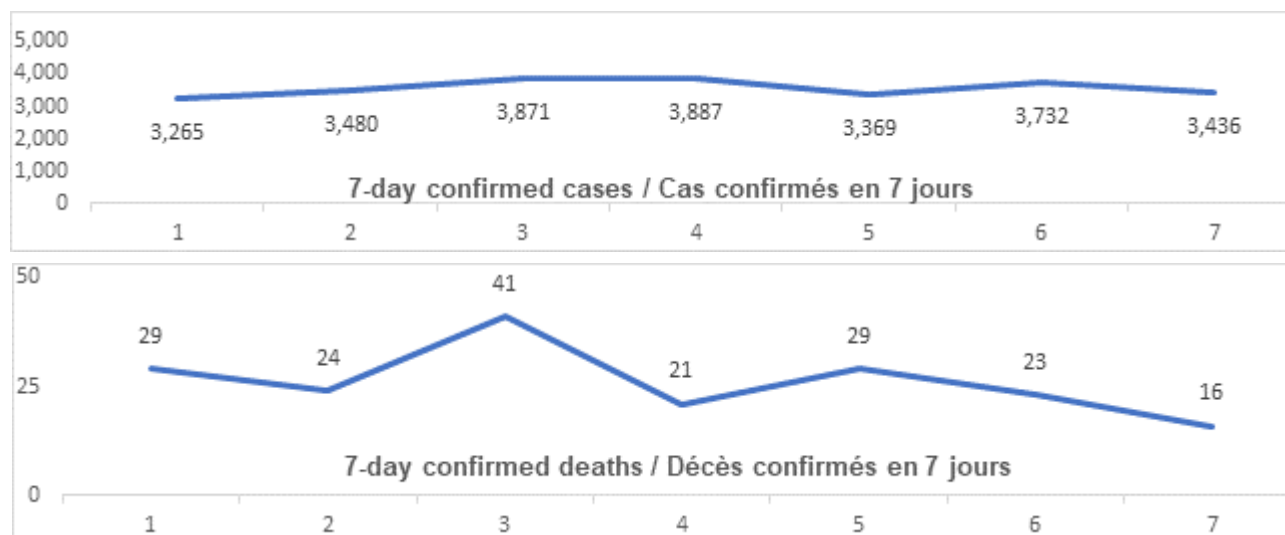
* Numbers from PHAC current as of 7 p.m. yesterday / Chiffres de l'ASPC à jour à 19h hier.

** Ontario current as of 3 p.m. yesterday / Chiffres de l'Ontario à jour à 15h hier.

Ontario:

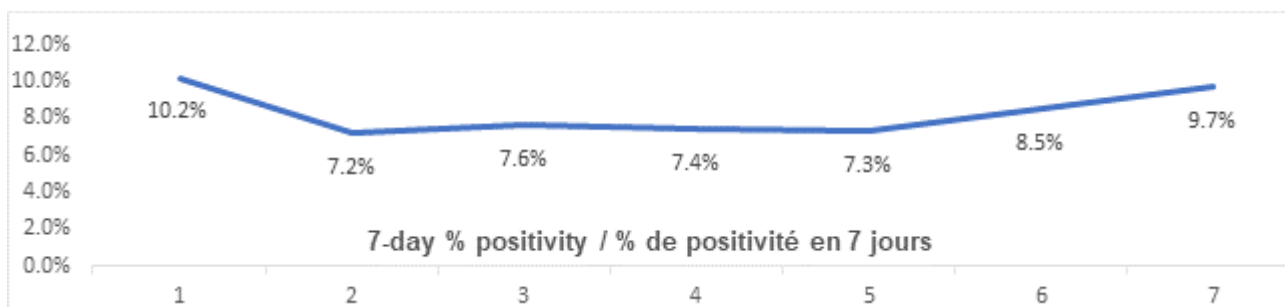
Vaccination*	Vaccination	Yesterday / Hier
Cumulative vaccine doses administered	Nombre total de doses de vaccin administrées	5 378 249

Confirmed Cases	Cas confirmés	Data Source / Source des données	Yesterday / Hier	7-day % change / % de changement sur 7 jours
Cumulative Cases	Nombre cumulatif de cas	CCM / SPGCC	473 901	6%
Health Sector Worker Cases	Nombre de cas chez les travailleurs du secteur de la santé	CCM / SPGCC	21 863	2%
Cumulative Resolved	Nombre cumulatif de cas résolus	CCM / SPGCC	428 786	7%
Cumulative Deaths	Nombre cumulatif de décès	CCM / SPGCC	8 118	2%
Long-Term Care Home Residents	Nombre de décès de résidents des CSLD	Ontario.ca: Status of COVID-19 cases in LTCH		Ontario.ca: État des cas de COVID-19 en FSLD
Retirement Home Residents	Nombre de décès de résidents des maisons de retraite	RHRA Dashboard		Tableau de bord de l'ORMR
Health Sector Worker	Nombre de décès de travailleurs du secteur de la santé	CCM / SPGCC	17	6%
Daily Count / Nombre quotidien				

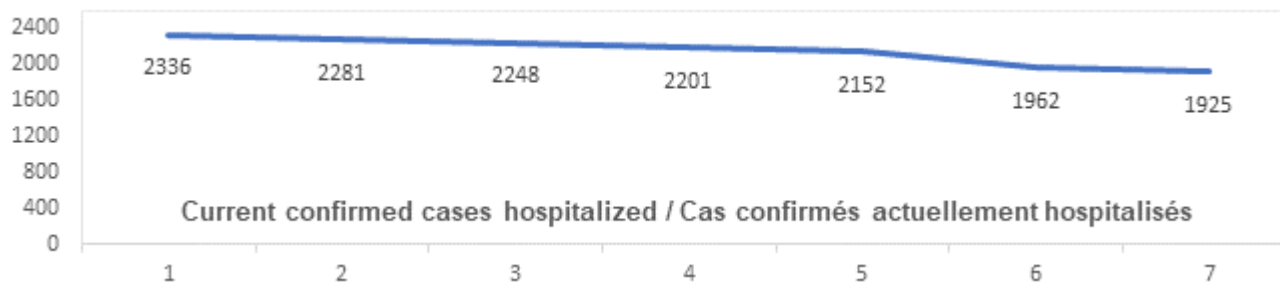


Effective Reproduction Number (Rt)* and Confidence Interval	Taux de reproduction effectif (Re)* et intervalle de confiance	Data Source / Source des données	April 23, 2021 - April 29, 2021 / 23 avril, 2021 - 29 avril, 2021	April 21, 2021 - April 27, 2021 / 21 avril, 2021 - 27 avril, 2021
Ontario	Ontario	PHO / SPO	0.93 [0.92 - 0.94]	0.93 [0.91 - 0.94]
North	Nord	PHO / SPO	0.90 [0.80 - 1.00]	1.02 [0.91 - 1.13]
Eastern	Est	PHO / SPO	0.83 [0.79 - 0.87]	0.85 [0.81 - 0.89]
Central East	Centre-Est	PHO / SPO	0.99 [0.97 - 1.01]	0.96 [0.94 - 0.98]
Toronto	Toronto	PHO / SPO	0.91 [0.89 - 0.93]	0.91 [0.89 - 0.93]
South West	Sud-Ouest	PHO / SPO	0.94 [0.90 - 1.00]	0.93 [0.88 - 0.98]
Central West	Centre-Ouest	PHO / SPO	0.87 [0.84 - 0.90]	0.90 [0.87 - 0.93]
Testing	Dépistage		Yesterday / Hier	7-day average / Moyenne de 7 jours
Daily tests completed	Dépistages quotidiens effectués	NOC / COR	33 179	45 641
% positivity	% de positivité	NOC / COR	9.7%	8.3%
Tests in process	Analyses en cours	NOC / COR	15 119	26 667

Daily Count / Nombre quotidien



Acute Care	Soins aigus	Data Source / Source des données	Yesterday / Hier	7-day % change / % de changement sur 7 jours
Confirmed patients hospitalized	Cas confirmés hospitalisés	dBCS / RqL	1925	-15%
Cumulative hospitalized health sector workers	Nombre cumulatif de travailleurs du secteur de la santé hospitalisés	CCM / SPGCC	412	1%
Cumulative health sector workers in ICU	Nombre cumulatifs de travailleurs du secteur de la santé aux soins intensifs	CCM / SPGCC	9 0	2%
				7-day average / Moyenne de 7 jours
Current vented patients (includes COVID+)	Patients actuellement branchés à un respirateur (incluent les COVID+)	CCSO / SOSMPC	966	1,003
CRCI Vented	COVID+ sur respirateur	CCSO / SOSMPC	611	614
Daily Count / Nombre quotidien				



Active Outbreaks	Éclosions actives	Data Source / Source des données	Yesterday / Hier	7-day average / Moyenne de 7 jours
Congregate Care / Habitations collectives				
LTCH	FLSD	CCM / SPGCC	53	50
RH	MR	CCM / SPGCC	13	13
Hospital	Hôpital	CCM / SPGCC	44	39
Congregate Living / Hébergement collectif				
Group Homes / Supportive Housing	Foyers de groupe / logement avec services de soutien	CCM / SPGCC	62	66
Shelter	Refuge	CCM / SPGCC	28	31
Correctional Facilities	Établissements correctionnels	CCM / SPGCC	6	5
Short-term Accommodation	Logement temporaire	CCM / SPGCC	5	3
Other congregate	Autre hébergement collectif	CCM / SPGCC	7	13
Education / Éducation				
Childcare	Garde d'enfants	CCM / SPGCC	126	121
Elementary school	École élémentaire	CCM / SPGCC	14	22
Secondary school	École secondaire	CCM / SPGCC	7	8
Elementary/Secondary school	École élémentaire/secondaire	CCM / SPGCC	1	1
Post-Secondary	Postsecondaire	CCM / SPGCC	1	1
Workplaces / Lieu de travail				
Farm	Exploitation agricole	CCM / SPGCC	18	20
Food Processing	Transformation alimentaire	CCM / SPGCC	18	17
Retail	Vente au détail	CCM / SPGCC	37	37
Medical/Health Service	Service médical / de santé	CCM / SPGCC	3	4

Other Workplace	Autre lieu de travail	CCM / SPGCC	207	217
Recreational / Loisir				
Bar / Restaurant / Nightclub	Bar / restaurant / boîte de nuit	CCM / SPGCC	23	19
Recreational Fitness	Activités de conditionnement physique récréatives	CCM / SPGCC	1	1
Personal Service Setting	Établissement de services personnels	CCM / SPGCC	0	0
Other recreational setting	Autre établissement de loisir	CCM / SPGCC	22	25
Other / Autre				
Other	Autre	CCM / SPGCC	12	11
Undefined	Indéfini	CCM / SPGCC	8	8

CCM = Provincial Case and Contact Management Solution; PHO = Public Health Ontario; NOC = COVID19 Provincial Diagnostic Network Operations Centre; CCSO = Critical Care Services Ontario; dBCS = Daily Bed Census; CRCI = COVID-Related Critical Illness (COVID-Related Critical Illness (CRCI) is defined as: Admission to the ICU because of a clinical syndrome consistent with COVID, AND the patient has had a positive test that is consistent with acute COVID illness. COVID+ is a sub-set of CRCI patients whose last COVID test was positive.)

*Effective reproduction number (Rt) is updated twice weekly and not daily. Rt is not calculated for PHU Regions with case counts < 12 over the reporting period.

Update

- COVID-19 Directive #2: Questions & Answers has been updated and is attached. It will be available soon on the Ministry's website.
- Ontario Expands COVID-19 Vaccination Booking for More People. Due to a stable and reliable increase in vaccine supply, this week, the Ontario government will further expand booking eligibility for COVID-19 vaccination appointments across the province.
- 40 Per Cent of Ontario Adults Have Received At Least One Dose of the COVID-19 Vaccine. Christine Elliott, Deputy Premier and Minister of Health, and Solicitor General Sylvia Jones issued the following statement: "Yesterday we have achieved our goal of administering first doses of COVID-19 vaccines to 40 per cent of Ontarians aged 18 and over by May 1. With over 4.8 million people having received their first shot, we are one step closer to defeating COVID-19."

Looking for more information?

- For more information about cases and deaths in Ontario over the course of this pandemic, and for breakdowns by region, age, and sex, please view the Government of Ontario website or the Ontario COVID-19 Data Tool by Public Health Ontario.
- Please visit the ministry website for sector-specific guidance and directives, memorandums and other resources.