

Situation Report #415: COVID-19

Ministry of Health | Health System Emergency Management Branch

April 23, 2021

Situation:

Case count as of April 23, 2021 / Nombre de cas le 23 avril 2021				
Area / Région	Area / Région	Change from yesterday / Changement par rapport à hier	Deaths / Décès	Change from yesterday / Changement par rapport à hier
Canada*	1 155 834	+ 8 371	23 822	+ 59
Ontario**	437 310	+ 4 505	7 863	+ 34

* Numbers from PHAC current as of 7 p.m. yesterday / Chiffres de l'ASPC à jour à 19h hier.

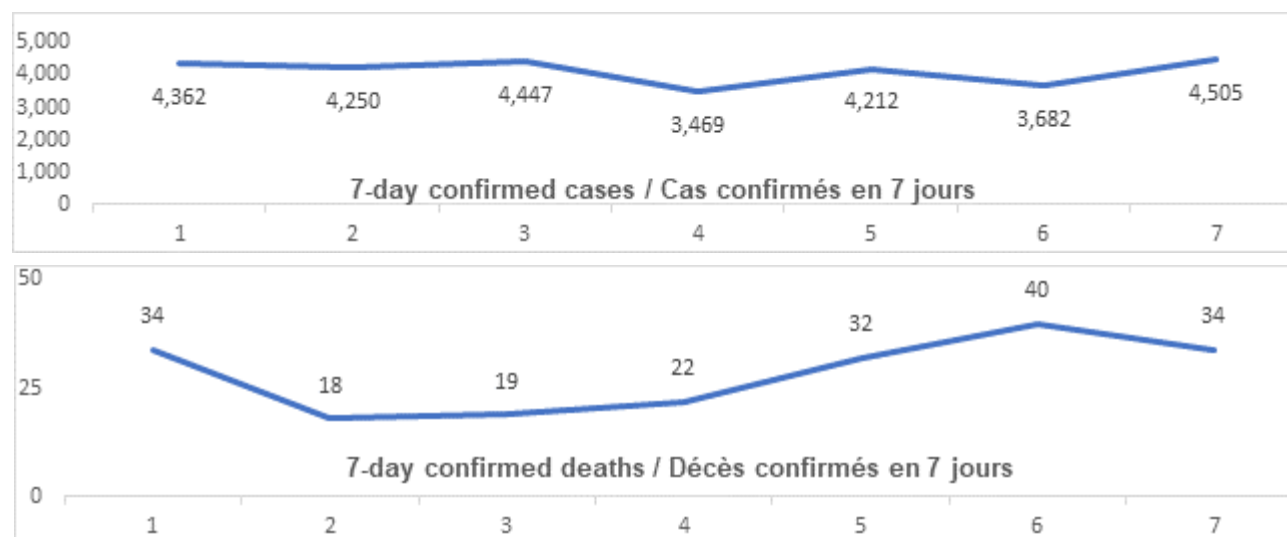
** Ontario current as of 3 p.m. yesterday / Chiffres de l'Ontario à jour à 15h hier.

Ontario:

Vaccination*	Vaccination	Yesterday / Hier
Cumulative vaccine doses administered	Nombre total de doses de vaccin administrées	4 400 674

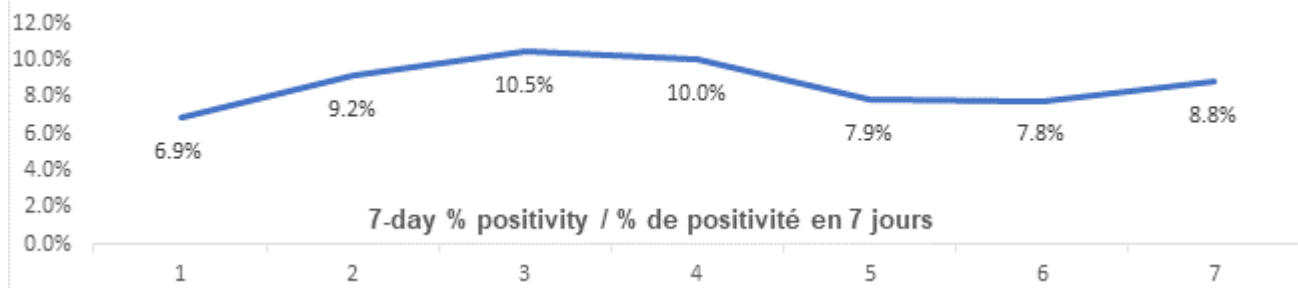
Confirmed Cases	Cas confirmés	Data Source / Source des données	Yesterday / Hier	7-day % change / % de changement sur 7 jours
Cumulative Cases	Nombre cumulatif de cas	CCM / SPGCC	437 310	7%
Health Sector Worker Cases	Nombre de cas chez les travailleurs du secteur de la santé	CCM / SPGCC	21 442	2%
Cumulative Resolved	Nombre cumulatif de cas résolus	CCM / SPGCC	387 712	7%
Cumulative Deaths	Nombre cumulatif de décès	CCM / SPGCC	7 863	3%
Long-Term Care Home Residents	Nombre de décès de résidents des CSLD	Ontario.ca: Status of COVID-19 cases in LTCH		Ontario.ca: État des cas de COVID-19 en FSLD
Retirement Home Residents	Nombre de décès de résidents des maisons de retraite	RHRA Dashboard		Tableau de bord de l'ORMR
Health Sector Worker	Nombre de décès de travailleurs du secteur de la santé	CCM / SPGCC	16	0%

Daily Count / Nombre quotidien



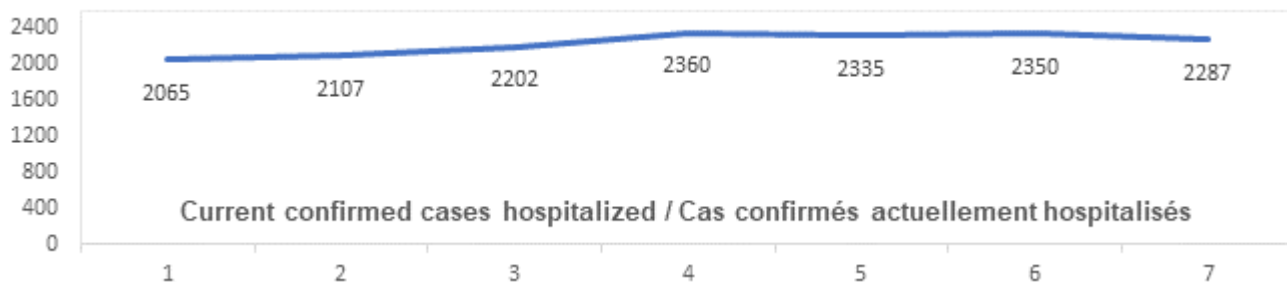
Effective Reproduction Number (Rt)* and Confidence Interval	Taux de reproduction effectif (Re)* et intervalle de confiance	Data Source / Source des données	April 16, 2021 - April 22, 2021 / 16 avril, 2021 - 22 avril, 2021	April 14, 2021 - April 20, 2021 / 14 avril, 2021 - 20 avril, 2021
Ontario	Ontario	PHO / SPO	0.97 [0.96 - 0.98]	1.03 [1.02 - 1.05]
North	Nord	PHO / SPO	1.00 [0.90 - 1.11]	0.84 [0.75 - 0.94]
Eastern	Est	PHO / SPO	0.84 [0.81 - 0.88]	0.93 [0.89 - 0.97]
Central East	Centre-Est	PHO / SPO	0.97 [0.95 - 0.99]	1.05 [1.03 - 1.07]
Toronto	Toronto	PHO / SPO	1.00 [0.98 - 1.02]	1.05 [1.03 - 1.07]
South West	Sud-Ouest	PHO / SPO	0.89 [0.85 - 0.93]	0.97 [0.92 - 1.02]
Central West	Centre-Ouest	PHO / SPO	1.02 [0.99 - 1.05]	1.07 [1.04 - 1.10]
Testing	Dépistage		Yesterday / Hier	7-day average / Moyenne de 7 jours
Daily tests completed	Dépistages quotidiens effectués	NOC / COR	56 206	50 918
% positivity	% de positivité	NOC / COR	8.8%	8.7%
Tests in process	Analyses en cours	NOC / COR	31 363	30 530

Daily Count / Nombre quotidien



Acute Care	Soins aigus	Data Source / Source des données	Yesterday / Hier	7-day % change / % de changement sur 7 jours
Confirmed patients hospitalized	Cas confirmés hospitalisés	dBCS / RqL	2287	17%
Cumulative hospitalized health sector workers	Nombre cumulatif de travailleurs du secteur de la santé hospitalisés	CCM / SPGCC	408	3%
Cumulative health sector workers in ICU	Nombre cumulatifs de travailleurs du secteur de la santé aux soins intensifs	CCM / SPGCC	8 8	2%
				7-day average / Moyenne de 7 jours
Current vented patients (includes COVID+)	Patients actuellement branchés à un respirateur (incluent les COVID+)	CCSO / SOSMPC	988	96 4
CRCI Vented	COVID+ sur respirateur	CCSO / SOSMPC	591	54 2

Daily Count / Nombre quotidien



Active Outbreaks	Éclosions actives	Data Source / Source des données	Yesterday / Hier	7-day average / Moyenne de 7 jours
Congregate Care / Habitations collectives				
LTCH	FLSD	CCM / SPGCC	40	39
RH	MR	CCM / SPGCC	17	21
Hospital	Hôpital	CCM / SPGCC	36	35
Congregate Living / Hébergement collectif				
Group Homes / Supportive Housing	Foyers de groupe / logement avec services de soutien	CCM / SPGCC	78	73
Shelter	Refuge	CCM / SPGCC	36	36
Correctional Facilities	Établissements correctionnels	CCM / SPGCC	6	6
Short-term Accommodation	Logement temporaire	CCM / SPGCC	1	2
Other congregate	Autre hébergement collectif	CCM / SPGCC	19	20
Education / Éducation				
Childcare	Garde d'enfants	CCM / SPGCC	105	105
Elementary school	École élémentaire	CCM / SPGCC	93	129
Secondary school	École secondaire	CCM / SPGCC	22	25
Elementary/Secondary school	École élémentaire/secondaire	CCM / SPGCC	7	8
Post-Secondary	Postsecondaire	CCM / SPGCC	1	5
Workplaces / Lieu de travail				
Farm	Exploitation agricole	CCM / SPGCC	20	23
Food Processing	Transformation alimentaire	CCM / SPGCC	20	21
Retail	Vente au détail	CCM / SPGCC	39	32
Medical/Health Service	Service médical / de santé	CCM / SPGCC	4	6

Other Workplace	Autre lieu de travail	CCM / SPGCC	187	167
Recreational / Loisir				
Bar / Restaurant / Nightclub	Bar / restaurant / boîte de nuit	CCM / SPGCC	19	20
Recreational Fitness	Activités de conditionnement physique récréatives	CCM / SPGCC	3	4
Personal Service Setting	Établissement de services personnels	CCM / SPGCC	0	1
Other recreational setting	Autre établissement de loisir	CCM / SPGCC	30	30
Other / Autre				
Other	Autre	CCM / SPGCC	5	4
Undefined	Indéfini	CCM / SPGCC	5	6

CCM = Provincial Case and Contact Management Solution; PHO = Public Health Ontario; NOC = COVID19 Provincial Diagnostic Network Operations Centre; CCSO = Critical Care Services Ontario; dBCS = Daily Bed Census; CRCI = COVID-Related Critical Illness (COVID-Related Critical Illness (CRCI) is defined as: Admission to the ICU because of a clinical syndrome consistent with COVID, AND the patient has had a positive test that is consistent with acute COVID illness. COVID+ is a sub-set of CRCI patients whose last COVID test was positive.)

*Effective reproduction number (Rt) is updated twice weekly and not daily. Rt is not calculated for PHU Regions with case counts < 12 over the reporting period.

Update

- A guidance document to accompany [CMOH Directive #2](#) issued April 19, 2021 is attached to provide clarification on the intent and purpose of the directive.
- Directive #3 for Long – Term Care Homes under the Long – Term Care Homes Act, 2007 has been updated and is attached. It will be available shortly in French and English on the Ministry's website.
- [Ontario Confirms First Case of Rare AstraZeneca-linked Blood Clotting](#). Today, Dr. David Williams, Ontario's Chief Medical Officer of Health, issued the following statement on the province's first confirmed case of vaccine-induced immune thrombotic thrombocytopenia (VITT) in a patient after receiving the AstraZeneca/COVISHIELD vaccine: "We have confirmed the first case of the rare blood clotting condition known as vaccine-induced immune thrombotic thrombocytopenia (VITT) in Ontario. The patient is a male in his 60s who had received his first dose of the AstraZeneca/COVISHIELD vaccine. The patient has received treatment and is recovering at home. Additional details will not be publicly released to protect the patient's privacy."

Looking for more information?

- For more information about cases and deaths in Ontario over the course of this pandemic, and for breakdowns by region, age, and sex, please view the [Government of Ontario website](#) or the [Ontario COVID-19 Data Tool](#) by Public Health Ontario.
- Please visit the ministry website for sector-specific [guidance](#) and [directives](#), [memorandums](#) and [other resources](#).