

Situation Report #407: COVID-19

Ministry of Health | Health System Emergency Management Branch

April 13, 2021

Situation:

Case count as of April 13, 2021 / Nombre de cas le 13 avril 2021				
Area / Région	Area / Région	Change from yesterday / Changement par rapport à hier	Deaths / Décès	Change from yesterday / Changement par rapport à hier
Canada*	1 071 016	+ 10 859	23 356	+ 41
Ontario**	394 679	+ 3 670	7 582	+ 15

* Numbers from PHAC current as of 7 p.m. yesterday / Chiffres de l'ASPC à jour à 19h hier.

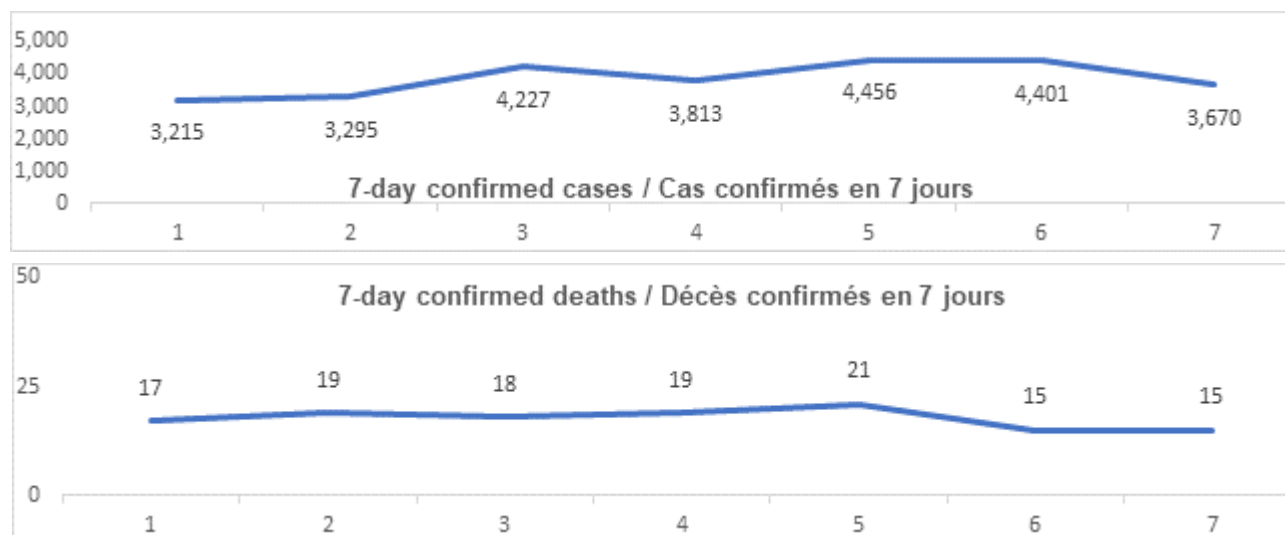
** Ontario current as of 3 p.m. yesterday / Chiffres de l'Ontario à jour à 15h hier.

Ontario:

Vaccination*	Vaccination	Yesterday / Hier
Cumulative vaccine doses administered	Nombre total de doses de vaccin administrées	3 310 157 *

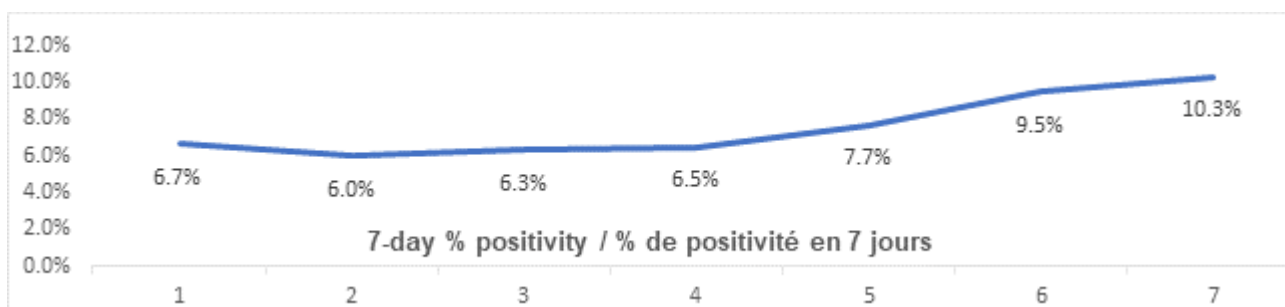
* Due to changes in reporting processes, cumulative counts as of the end of the previous day are now presented instead of interim current-day values.

Confirmed Cases	Cas confirmés	Data Source / Source des données	Yesterday / Hier	7-day % change / % de changement sur 7 jours
Cumulative Cases	Nombre cumulatif de cas	CCM / SPGCC	394 679	7%
Health Sector Worker Cases	Nombre de cas chez les travailleurs du secteur de la santé	CCM / SPGCC	20 745	1%
Cumulative Resolved	Nombre cumulatif de cas résolus	CCM / SPGCC	351 257	5%
Cumulative Deaths	Nombre cumulatif de décès	CCM / SPGCC	7 582	2%
Long-Term Care Home Residents	Nombre de décès de résidents des CSLD	Ontario.ca: Status of COVID-19 cases in LTCH		Ontario.ca: État des cas de COVID-19 en FSLD
Retirement Home Residents	Nombre de décès de résidents des maisons de retraite	RHRA Dashboard		Tableau de bord de l'ORMR
Health Sector Worker	Nombre de décès de travailleurs du secteur de la santé	CCM / SPGCC	16	0%
Daily Count / Nombre quotidien				

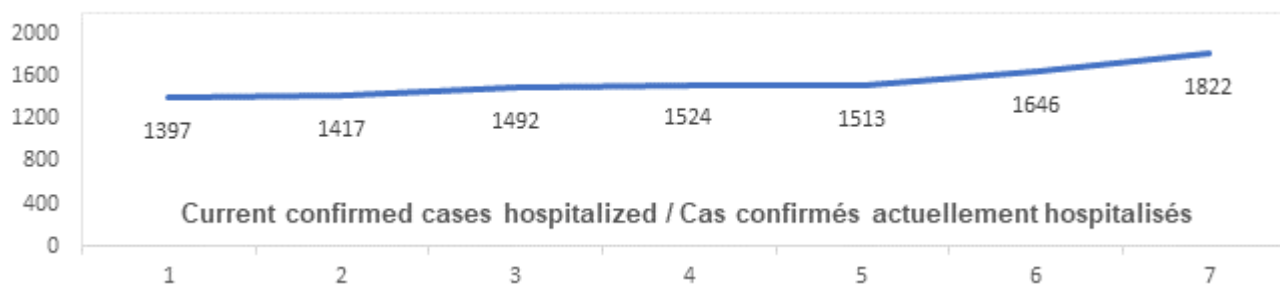


Effective Reproduction Number (Rt)* and Confidence Interval	Taux de reproduction effectif (Re)* et intervalle de confiance	Data Source / Source des données	April 7, 2021 - April 13, 2021 / 7 avril, 2021 - 13 avril, 2021	April 2, 2021 - April 8, 2021 / 2 avril, 2021 - 8 avril, 2021
Ontario	Ontario	PHO / SPO	1.20 [1.19 - 1.22]	1.18 [1.16 - 1.20]
North	Nord	PHO / SPO	1.12 [1.01 - 1.23]	0.88 [0.79 - 0.98]
Eastern	Est	PHO / SPO	1.24 [1.19 - 1.28]	1.26 [1.20 - 1.31]
Central East	Centre-Est	PHO / SPO	1.24 [1.22 - 1.27]	1.20 [1.17 - 1.22]
Toronto	Toronto	PHO / SPO	1.15 [1.13 - 1.18]	1.16 [1.13 - 1.19]
South West	Sud-Ouest	PHO / SPO	1.12 [1.07 - 1.18]	1.10 [1.04 - 1.16]
Central West	Centre-Ouest	PHO / SPO	1.23 [1.19 - 1.26]	1.22 [1.18 - 1.26]
Testing	Dépistage		Yesterday / Hier	7-day average / Moyenne de 7 jours
Daily tests completed	Dépistages quotidiens effectués	NOC / COR	42 167	54 723
% positivity	% de positivité	NOC / COR	10.3%	7.6%
Tests in process	Analyses en cours	NOC / COR	35 679	37 411

Daily Count / Nombre quotidien



Acute Care	Soins aigus	Data Source / Source des données	Yesterday / Hier	7-day % change / % de changement sur 7 jours
Confirmed patients hospitalized	Cas confirmés hospitalisés	dBCS / RqL	1822	57%
Cumulative hospitalized health sector workers	Nombre cumulatif de travailleurs du secteur de la santé hospitalisés	CCM / SPGCC	392	1%
Cumulative health sector workers in ICU	Nombre cumulatifs de travailleurs du secteur de la santé aux soins intensifs	CCM / SPGCC	8 3	0%
				7-day average / Moyenne de 7 jours
Current vented patients (includes COVID+)	Patients actuellement branchés à un respirateur (incluent les COVID+)	CCSO / SOSMPC	857	81 3
CRCI Vented	COVID+ sur respirateur	CCSO / SOSMPC	416	36 8
Daily Count / Nombre quotidien				



Active Outbreaks	Éclosions actives	Data Source / Source des données	Yesterday / Hier	7-day average / Moyenne de 7 jours
Congregate Care / Habitations collectives				
LTCH	FLSD	CCM / SPGCC	47	55
RH	MR	CCM / SPGCC	28	37
Hospital	Hôpital	CCM / SPGCC	36	40
Congregate Living / Hébergement collectif				
Group Homes / Supportive Housing	Foyers de groupe / logement avec services de soutien	CCM / SPGCC	61	55
Shelter	Refuge	CCM / SPGCC	33	30
Correctional Facilities	Établissements correctionnels	CCM / SPGCC	12	11
Short-term Accommodation	Logement temporaire	CCM / SPGCC	3	3
Other congregate	Autre hébergement collectif	CCM / SPGCC	18	15
Education / Éducation				
Childcare	Garde d'enfants	CCM / SPGCC	101	90
Elementary school	École élémentaire	CCM / SPGCC	210	193
Secondary school	École secondaire	CCM / SPGCC	36	28
Elementary/Secondary school	École élémentaire/secondaire	CCM / SPGCC	13	10
Post-Secondary	Postsecondaire	CCM / SPGCC	7	7
Workplaces / Lieu de travail				
Farm	Exploitation agricole	CCM / SPGCC	24	20
Food Processing	Transformation alimentaire	CCM / SPGCC	15	14
Retail	Vente au détail	CCM / SPGCC	34	31
Medical/Health Service	Service médical / de santé	CCM / SPGCC	7	8

Other Workplace	Autre lieu de travail	CCM / SPGCC	122	128
Recreational / Loisir				
Bar / Restaurant / Nightclub	Bar / restaurant / boîte de nuit	CCM / SPGCC	24	21
Recreational Fitness	Activités de conditionnement physique récréatives	CCM / SPGCC	4	5
Personal Service Setting	Établissement de services personnels	CCM / SPGCC	4	3
Other recreational setting	Autre établissement de loisir	CCM / SPGCC	28	29
Other / Autre				
Other	Autre	CCM / SPGCC	2	2
Undefined	Indéfini	CCM / SPGCC	9	4

CCM = Provincial Case and Contact Management Solution; PHO = Public Health Ontario; NOC = COVID19 Provincial Diagnostic Network Operations Centre; CCSO = Critical Care Services Ontario; dBCS = Daily Bed Census; CRCI = COVID-Related Critical Illness (COVID-Related Critical Illness (CRCI) is defined as: Admission to the ICU because of a clinical syndrome consistent with COVID, AND the patient has had a positive test that is consistent with acute COVID illness. COVID+ is a sub-set of CRCI patients whose last COVID test was positive.)

*Effective reproduction number (Rt) is updated twice weekly and not daily. Rt is not calculated for PHU Regions with case counts < 12 over the reporting period.

Update

- [Ontario's COVID-19 Vaccination Strategy Targets High-Risk Neighbourhoods](#). To slow the spread of the virus and protect communities with the highest rates of transmission, Ontario is rolling out vaccines to "hot spot" regions across the province as part of Phase Two of the COVID-19 vaccine distribution plan. Through this initiative, 114 highly impacted neighbourhoods, as identified by postal code, will be reached through mass immunization clinics, mobile teams and pop-up clinics.
- [Using ventilation and filtration to reduce aerosol transmission of COVID-19 in long term care homes](#)
- [At home: using ventilation and filtration to reduce the risk of aerosol transmission of COVID-19](#)
- [Infection prevention and control for COVID-19: Interim guidance for outpatient and ambulatory care settings](#)

Looking for more information?

- For more information about cases and deaths in Ontario over the course of this pandemic, and for breakdowns by region, age, and sex, please view the [Government of Ontario website](#) or the [Ontario COVID-19 Data Tool](#) by Public Health Ontario.
- Please visit the ministry website for sector-specific [guidance](#) and [directives, memorandums and other resources](#).