

# Situation Report #403: COVID-19

Ministry of Health | Health System Emergency Management Branch

April 7, 2021

## Situation:

Case count as of April 7, 2021 / Nombre de cas le 7 avril 2021				
Area / Région	Area / Région	Change from yesterday / Changement par rapport à hier	Deaths / Décès	Change from yesterday / Changement par rapport à hier
Canada*	1 020 893	+ 6 520	23 141	+ 23
Ontario**	370 817	+ 3 215	7 475	+ 17

\* Numbers from PHAC current as of 7 p.m. yesterday / Chiffres de l'ASPC à jour à 19h hier.

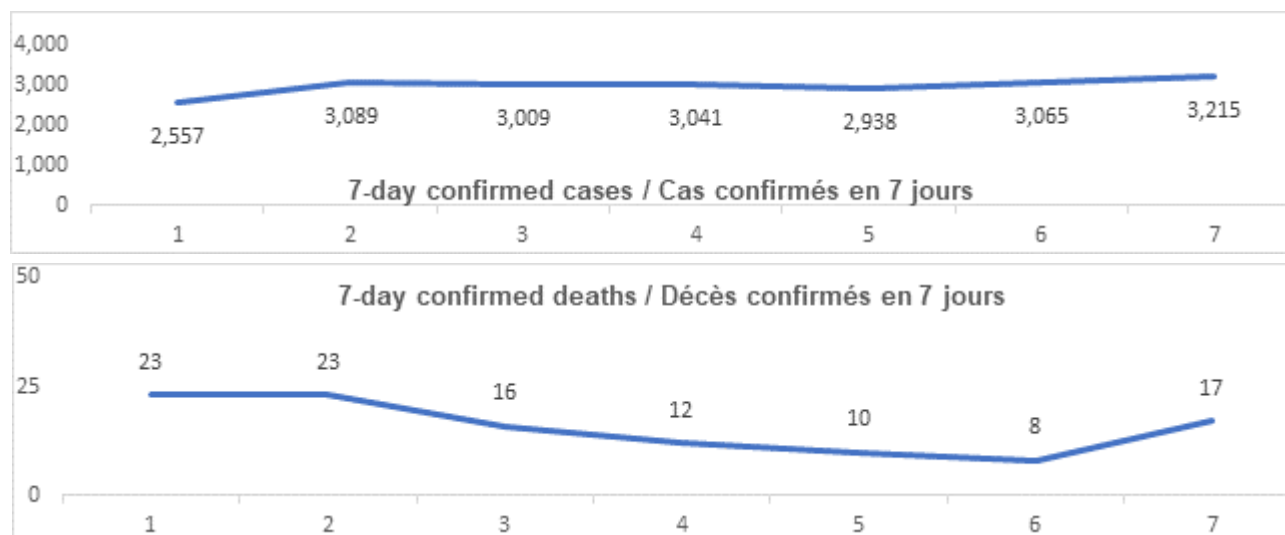
\*\* Ontario current as of 3 p.m. yesterday / Chiffres de l'Ontario à jour à 15h hier.

## Ontario:

Vaccination*	Vaccination	Total (cumulative) / Total (cumulatif)
Cumulative vaccine doses administered	Nombre total de doses de vaccin administrées	2 808 211

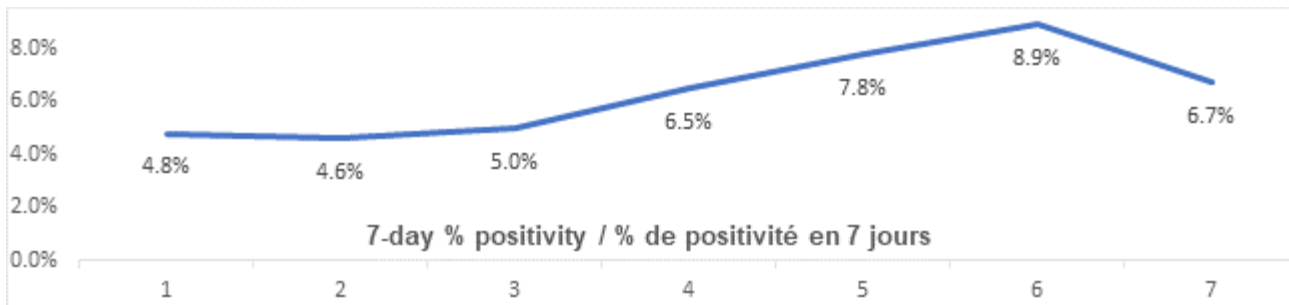
\* Total counts as of 4 p.m. today.

Confirmed Cases	Cas confirmés	Data Source / Source des données	Yesterday / Hier	7-day % change / % de changement sur 7 jours
Cumulative Cases	Nombre cumulatif de cas	CCM / SPGCC	370 817	6%
Health Sector Worker Cases	Nombre de cas chez les travailleurs du secteur de la santé	CCM / SPGCC	20 461	1%
Cumulative Resolved	Nombre cumulatif de cas résolus	CCM / SPGCC	335 983	4%
Cumulative Deaths	Nombre cumulatif de décès	CCM / SPGCC	7 475	1%
Long-Term Care Home Residents	Nombre de décès de résidents des CSLD	<a href="#">Ontario.ca: Status of COVID-19 cases in LTCH</a>		<a href="#">Ontario.ca: État des cas de COVID-19 en FSLD</a>
Retirement Home Residents	Nombre de décès de résidents des maisons de retraite	<a href="#">RHRA Dashboard</a>		<a href="#">Tableau de bord de l'ORMR</a>
Health Sector Worker	Nombre de décès de travailleurs du secteur de la santé	CCM / SPGCC	16	0%
Daily Count / Nombre quotidien				

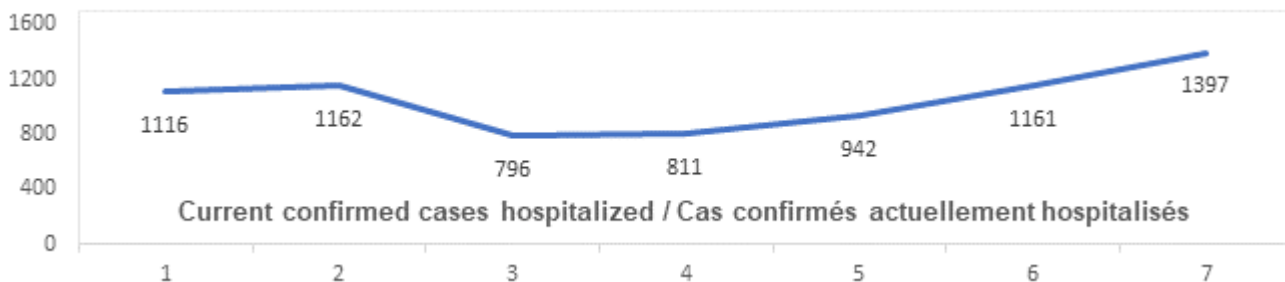


Effective Reproduction Number (Rt)* and Confidence Interval	Taux de reproduction effectif (Re)* et intervalle de confiance	Data Source / Source des données	March 31, 2021 - April 6, 2021 / 31 mars, 2021 - 6 avril, 2021	March 26, 2021 - April 1, 2021 / 26 mars, 2021 - 1 avril, 2021
Ontario	Ontario	PHO / SPO	1.17 [1.15 - 1.19]	1.01 [0.99 - 1.04]
North	Nord	PHO / SPO	0.86 [0.77 - 0.95]	1.15 [1.05 - 1.26]
Eastern	Est	PHO / SPO	1.14 [1.08 - 1.20]	1.12 [1.03 - 1.22]
Central East	Centre-Est	PHO / SPO	1.20 [1.17 - 1.23]	0.98 [0.94 - 1.01]
Toronto	Toronto	PHO / SPO	1.14 [1.11 - 1.18]	0.94 [0.90 - 0.98]
South West	Sud-Ouest	PHO / SPO	1.27 [1.20 - 1.35]	1.07 [0.98 - 1.17]
Central West	Centre-Ouest	PHO / SPO	1.21 [1.16 - 1.26]	1.13 [1.08 - 1.20]
Testing	Dépistage		Yesterday / Hier	7-day average / Moyenne de 7 jours
Daily tests completed	Dépistages quotidiens effectués	NOC / COR	49 889	50 588
% positivity	% de positivité	NOC / COR	6.7%	6.3%
Tests in process	Analyses en cours	NOC / COR	41 624	30 651

Daily Count / Nombre quotidien
--------------------------------



Acute Care	Soins aigus	Data Source / Source des données	Yesterday / Hier	7-day % change / % de changement sur 7 jours
Confirmed patients hospitalized	Cas confirmés hospitalisés	dBCS / RqL	1397	26%
Cumulative hospitalized health sector workers	Nombre cumulatif de travailleurs du secteur de la santé hospitalisés	CCM / SPGCC	387	1%
Cumulative health sector workers in ICU	Nombre cumulatifs de travailleurs du secteur de la santé aux soins intensifs	CCM / SPGCC	8 3	1%
				7-day average / Moyenne de 7 jours
Current vented patients (includes COVID+)	Patients actuellement branchés à un respirateur (incluent les COVID+)	CCSO / SOSMPC	757	73 1
CRCI Vented	COVID+ sur respirateur	CCSO / SOSMPC	311	27 8
Daily Count / Nombre quotidien				



Active Outbreaks	Éclosions actives	Data Source / Source des données	Yesterday / Hier	7-day average / Moyenne de 7 jours
<b>Congregate Care / Habitations collectives</b>				
LTCH	FLSD	CCM / SPGCC	70	63
RH	MR	CCM / SPGCC	51	49
Hospital	Hôpital	CCM / SPGCC	41	37
<b>Congregate Living / Hébergement collectif</b>				
Group Homes / Supportive Housing	Foyers de groupe / logement avec services de soutien	CCM / SPGCC	45	40
Shelter	Refuge	CCM / SPGCC	32	30
Correctional Facilities	Établissements correctionnels	CCM / SPGCC	10	8
Short-term Accommodation	Logement temporaire	CCM / SPGCC	4	3
Other congregate	Autre hébergement collectif	CCM / SPGCC	12	11
<b>Education / Éducation</b>				
Childcare	Garde d'enfants	CCM / SPGCC	82	75
Elementary school	École élémentaire	CCM / SPGCC	162	155
Secondary school	École secondaire	CCM / SPGCC	19	18
Elementary/Secondary school	École élémentaire/secondaire	CCM / SPGCC	7	6
Post-Secondary	Postsecondaire	CCM / SPGCC	7	6
<b>Workplaces / Lieu de travail</b>				
Farm	Exploitation agricole	CCM / SPGCC	18	16
Food Processing	Transformation alimentaire	CCM / SPGCC	12	10
Retail	Vente au détail	CCM / SPGCC	28	25
Medical/Health Service	Service médical / de santé	CCM / SPGCC	7	7

Other Workplace	Autre lieu de travail	CCM / SPGCC	130	131
<b>Recreational / Loisir</b>				
Bar / Restaurant / Nightclub	Bar / restaurant / boîte de nuit	CCM / SPGCC	16	15
Recreational Fitness	Activités de conditionnement physique récréatives	CCM / SPGCC	6	7
Personal Service Setting	Établissement de services personnels	CCM / SPGCC	2	4
Other recreational setting	Autre établissement de loisir	CCM / SPGCC	30	25
<b>Other / Autre</b>				
Other	Autre	CCM / SPGCC	2	3
Undefined	Indéfini	CCM / SPGCC	1	1

CCM = Provincial Case and Contact Management Solution; PHO = Public Health Ontario; NOC = COVID19 Provincial Diagnostic Network Operations Centre; CCSO = Critical Care Services Ontario; dBCS = Daily Bed Census; CRCI = COVID-Related Critical Illness (COVID-Related Critical Illness (CRCI) is defined as: Admission to the ICU because of a clinical syndrome consistent with COVID, AND the patient has had a positive test that is consistent with acute COVID illness. COVID+ is a sub-set of CRCI patients whose last COVID test was positive.)

\*Effective reproduction number (Rt) is updated twice weekly and not daily. Rt is not calculated for PHU Regions with case counts < 12 over the reporting period.

## Update

- [Ontario Enacts Provincial Emergency and Stay-at-Home Order](#). The Ontario government, in consultation with the Chief Medical Officer of Health and other health experts, is immediately declaring a third provincial emergency under s 7.0.1 (1) of the Emergency Management and Civil Protection Act (EMPCA). These measures are being taken in response to the rapid increase in COVID-19 transmission, the threat on the province's hospital system capacity, and the increasing risks posed to the public by COVID-19 variants.
- The National Advisory Committee on Immunization (NACI) Statement on [Extended dose intervals for COVID-19 vaccines to optimize early vaccine rollout and population protection in Canada in the context of limited vaccine supply](#) and [Summary of the Extended Dose Intervals statement of April 7, 2021](#) are now available online.
- [Directive #3 for Long – Term Care Homes under the Long – Term Care Homes Act, 2007](#) has been updated and is available on the Ministry's website.
- [Directive #5 for Hospitals within the meaning of the \*Public Hospitals Act\* and Long – Term Care Homes within the meaning of the \*Long – Term Care Homes Act, 2007\*](#) has been updated and is available on the Ministry's website.

## Looking for more information?

- For more information about cases and deaths in Ontario over the course of this pandemic, and for breakdowns by region, age, and sex, please view the [Government of Ontario website](#) or the [Ontario COVID-19 Data Tool](#) by Public Health Ontario.
- Please visit the ministry website for sector-specific [guidance](#) and [directives](#), [memorandums](#) and [other resources](#).