

Situation Report #395: COVID-19

Ministry of Health | Health System Emergency Management Branch

March 26, 2021

Situation:

Case count as of March 26, 2021 / Nombre de cas le 26 mars 2021				
Area / Région	Area / Région	Change from yesterday / Changement par rapport à hier	Deaths / Décès	Change from yesterday / Changement par rapport à hier
Canada*	951 562	+ 5 192	22 790	+ 31
Ontario**	338 239	+ 2 169	7 292	+ 12

* Numbers from PHAC current as of 7 p.m. yesterday / Chiffres de l'ASPC à jour à 19h hier.

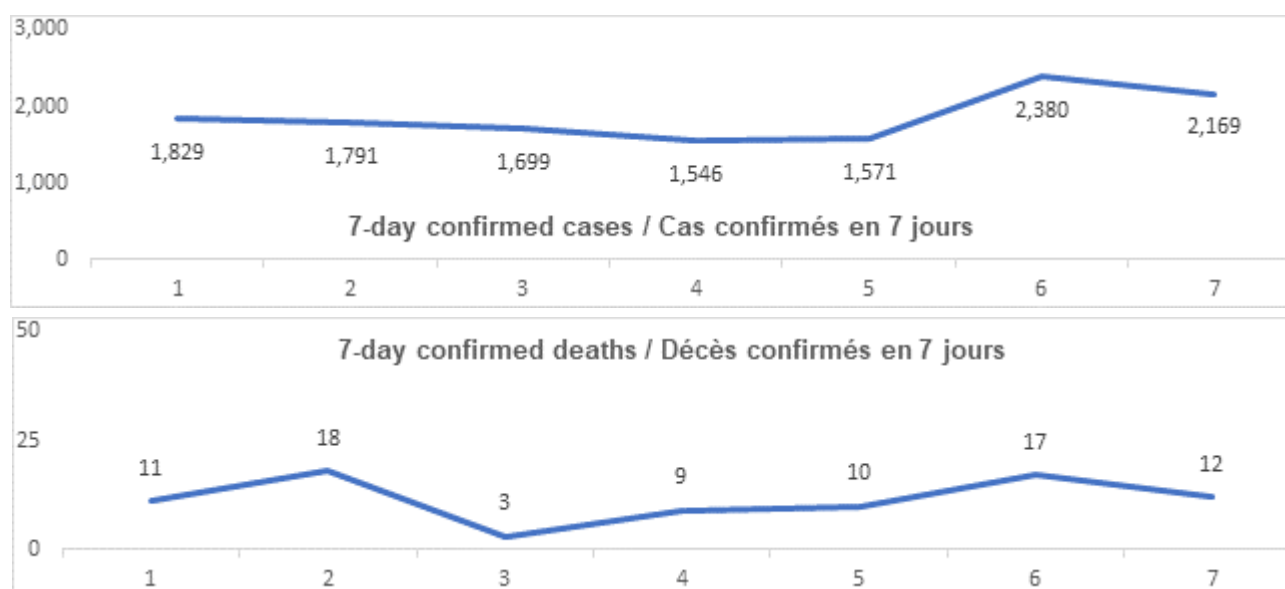
** Ontario current as of 3 p.m. yesterday / Chiffres de l'Ontario à jour à 15h hier.

Ontario:

Vaccination*	Vaccination	Total (cumulative) / Total (cumulatif)
Cumulative vaccine doses administered	Nombre total de doses de vaccin administrées	1 900 836

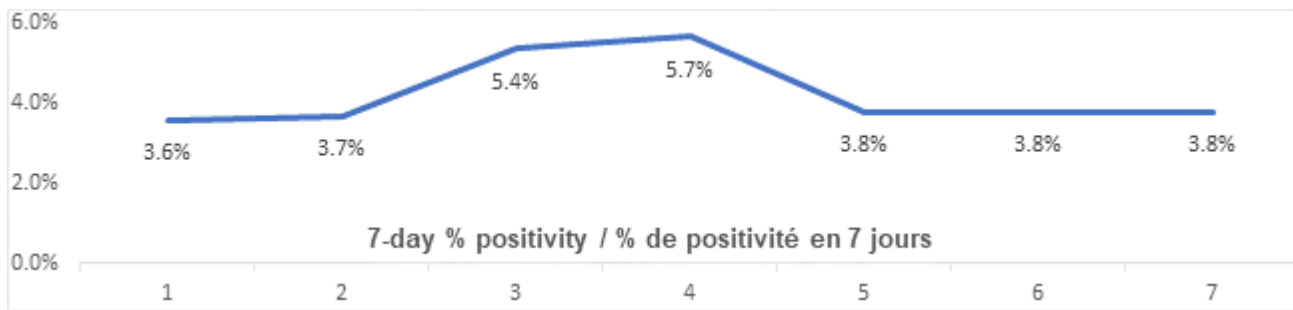
* Total counts as of 4 p.m. today.

Confirmed Cases	Cas confirmés	Data Source / Source des données	Yesterday / Hier	7-day % change / % de changement sur 7 jours
Cumulative Cases	Nombre cumulatif de cas	CCM / SPGCC	338 239	4%
Health Sector Worker Cases	Nombre de cas chez les travailleurs du secteur de la santé	CCM / SPGCC	20 193	1%
Cumulative Resolved	Nombre cumulatif de cas résolus	CCM / SPGCC	314 384	3%
Cumulative Deaths	Nombre cumulatif de décès	CCM / SPGCC	7 292	1%
Long-Term Care Home Residents	Nombre de décès de résidents des CSLD	Ontario.ca: Status of COVID-19 cases in LTCH		Ontario.ca: État des cas de COVID-19 en FSLD
Retirement Home Residents	Nombre de décès de résidents des maisons de retraite	RHRA Dashboard		Tableau de bord de l'ORMR
Health Sector Worker	Nombre de décès de travailleurs du secteur de la santé	CCM / SPGCC	16	0%
Daily Count / Nombre quotidien				

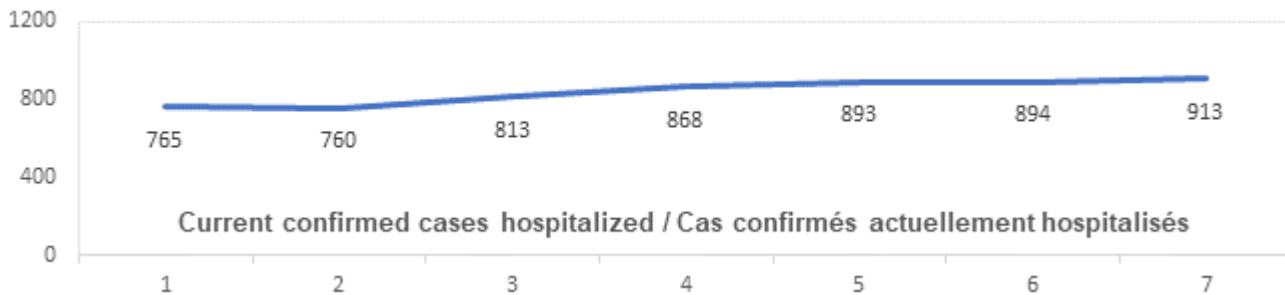


Effective Reproduction Number (Rt)* and Confidence Interval	Taux de reproduction effectif (Re)* et intervalle de confiance	Data Source / Source des données	March 17, 2021 - March 23, 2021 / 17 mars, 2021 - 23 mars, 2021	March 17, 2021 - March 23, 2021 / 17 mars, 2021 - 23 mars, 2021
Ontario	Ontario	PHO / SPO	1.15 [1.13 - 1.17]	1.01 [0.99 - 1.04]
North	Nord	PHO / SPO	0.85 [0.78 - 0.93]	1.15 [1.05 - 1.26]
Eastern	Est	PHO / SPO	1.20 [1.12 - 1.28]	1.12 [1.03 - 1.22]
Central East	Centre-Est	PHO / SPO	1.20 [1.17 - 1.24]	0.98 [0.94 - 1.01]
Toronto	Toronto	PHO / SPO	1.16 [1.12 - 1.20]	0.94 [0.90 - 0.98]
South West	Sud-Ouest	PHO / SPO	1.10 [1.03 - 1.18]	1.07 [0.98 - 1.17]
Central West	Centre-Ouest	PHO / SPO	1.10 [1.05 - 1.15]	1.13 [1.08 - 1.20]
Testing	Dépistage		Yesterday / Hier	7-day average / Moyenne de 7 jours
Daily tests completed	Dépistages quotidiens effectués	NOC / COR	53 436	47 205
% positivity	% de positivité	NOC / COR	3.8%	4.3%
Tests in process	Analyses en cours	NOC / COR	37 364	29 500

Daily Count / Nombre quotidien



Acute Care	Soins aigus	Data Source / Source des données	Yesterday / Hier	7-day % change / % de changement sur 7 jours
Confirmed patients hospitalized	Cas confirmés hospitalisés	dBCS / RqL	913	20%
Cumulative hospitalized health sector workers	Nombre cumulatif de travailleurs du secteur de la santé hospitalisés	CCM / SPGCC	382	0%
Cumulative health sector workers in ICU	Nombre cumulatifs de travailleurs du secteur de la santé aux soins intensifs	CCM / SPGCC	8 2	0%
				7-day average / Moyenne de 7 jours
Current vented patients (includes COVID+)	Patients actuellement branchés à un respirateur (incluent les COVID+)	CCSO / SOSMPC	703	67 9
CRCI Vented	COVID+ sur respirateur	CCSO / SOSMPC	227	21 5
Daily Count / Nombre quotidien				



Active Outbreaks	Éclosions actives	Data Source / Source des données	Yesterday / Hier	7-day average / Moyenne de 7 jours
Congregate Care / Habitations collectives				
LTCH	FLSD	CCM / SPGCC	61	63
RH	MR	CCM / SPGCC	38	39
Hospital	Hôpital	CCM / SPGCC	34	34
Congregate Living / Hébergement collectif				
Group Homes / Supportive Housing	Foyers de groupe / logement avec services de soutien	CCM / SPGCC	30	30
Shelter	Refuge	CCM / SPGCC	29	30
Correctional Facilities	Établissements correctionnels	CCM / SPGCC	5	8
Short-term Accommodation	Logement temporaire	CCM / SPGCC	3	3
Other congregate	Autre hébergement collectif	CCM / SPGCC	13	14
Education / Éducation				
Childcare	Garde d'enfants	CCM / SPGCC	54	50
Elementary school	École élémentaire	CCM / SPGCC	119	102
Secondary school	École secondaire	CCM / SPGCC	19	18
Elementary/Secondary school	École élémentaire/secondaire	CCM / SPGCC	2	1
Post-Secondary	Postsecondaire	CCM / SPGCC	6	5
Workplaces / Lieu de travail				
Farm	Exploitation agricole	CCM / SPGCC	14	15
Food Processing	Transformation alimentaire	CCM / SPGCC	6	6
Retail	Vente au détail	CCM / SPGCC	17	20
Medical/Health Service	Service médical / de santé	CCM / SPGCC	7	8

Other Workplace	Autre lieu de travail	CCM / SPGCC	110	110
Recreational / Loisir				
Bar / Restaurant / Nightclub	Bar / restaurant / boîte de nuit	CCM / SPGCC	13	11
Recreational Fitness	Activités de conditionnement physique récréatives	CCM / SPGCC	4	4
Personal Service Setting	Établissement de services personnels	CCM / SPGCC	3	2
Other recreational setting	Autre établissement de loisir	CCM / SPGCC	14	14
Other / Autre				
Other	Autre	CCM / SPGCC	12	11
Undefined	Indéfini	CCM / SPGCC	15	14

CCM = Provincial Case and Contact Management Solution; PHO = Public Health Ontario; NOC = COVID19 Provincial Diagnostic Network Operations Centre; CCSO = Critical Care Services Ontario; dBCS = Daily Bed Census; CRCI = COVID-Related Critical Illness (COVID-Related Critical Illness (CRCI) is defined as: Admission to the ICU because of a clinical syndrome consistent with COVID, AND the patient has had a positive test that is consistent with acute COVID illness. COVID+ is a sub-set of CRCI patients whose last COVID test was positive.)

*Effective reproduction number (Rt) is updated twice weekly and not daily. Rt is not calculated for PHU Regions with case counts < 12 over the reporting period.

Update

- Please see attached communication from General (retired) Rick Hillier on vaccines.
- [Booking COVID-19 Vaccinations Extends to Individuals Aged 70 and over in Toronto](#). With the proven efficiency of the provincial online booking system and call centre, and the smooth vaccination rollout in pharmacy and primary care settings, Ontario is expanding appointments through its online booking system to individuals aged 70 and over, starting with Toronto on Saturday, March 27, 2021 and expanding to more public health units in the near future.
- The Ontario COVID-19 Science Advisory Table has published a Science Brief titled "[Vaccine-Induced Prothrombotic Immune Thrombocytopenia \(VIPIT\) Following AstraZeneca COVID-19 Vaccination](#)", and a [Lay Summary](#) as a separate Science Brief.
- Attached are Recommendations on Exceptions to Extended Dose Intervals for COVID-19 vaccines from the province's Vaccine Clinical Advisory Group (VCAG). The document will be available shortly in French and English

Looking for more information?

- For more information about cases and deaths in Ontario over the course of this pandemic, and for breakdowns by region, age, and sex, please view the [Government of Ontario website](#) or the [Ontario COVID-19 Data Tool](#) by Public Health Ontario.
- Please visit the ministry website for sector-specific [guidance](#) and [directives, memorandums and other resources](#).