

Situation Report #388: COVID-19

Ministry of Health | Health System Emergency Management Branch

March 17, 2021

Situation:

Case count as of March 17, 2021 / Nombre de cas le 17 mars 2021				
Area / Région	Area / Région	Change from yesterday / Changement par rapport à hier	Deaths / Décès	Change from yesterday / Changement par rapport à hier
Canada*	+ 915 868	+ 2 821	+ 22 519	+ 24
Ontario**	+ 321 956	+ 1 508	+ 7 187	+ 14

* Numbers from PHAC current as of 7 p.m. yesterday / Chiffres de l'ASPC à jour à 19h hier.

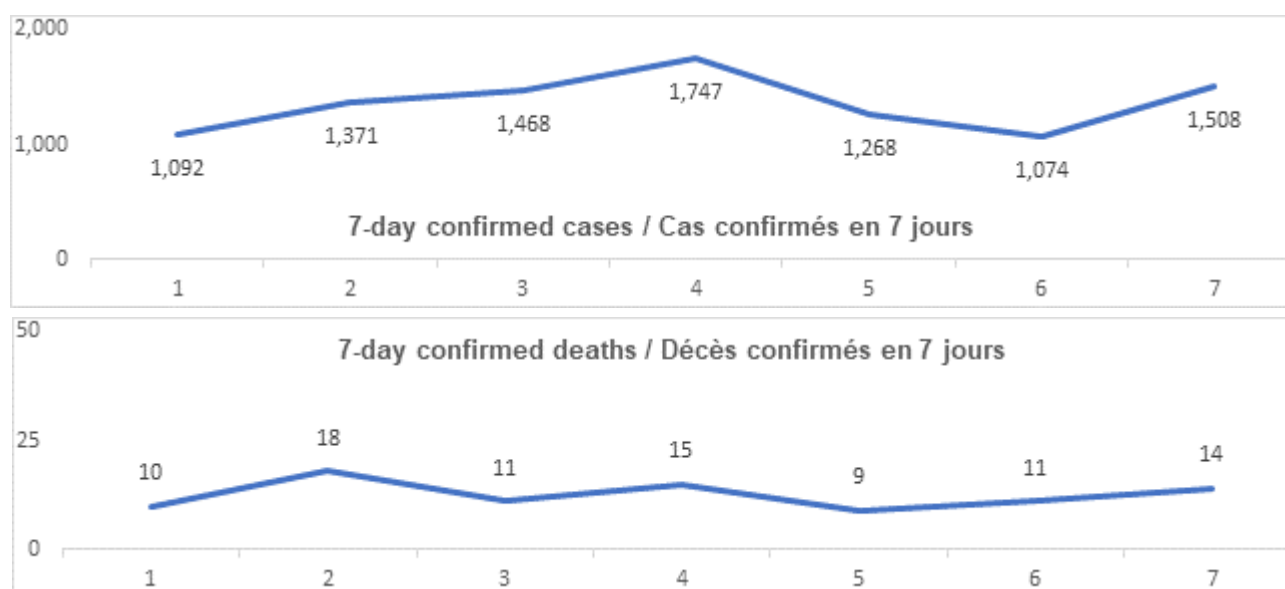
** Ontario current as of 3 p.m. yesterday / Chiffres de l'Ontario à jour à 15h hier.

Ontario:

Vaccination*	Vaccination	Total (cumulative) / Total (cumulatif)
Cumulative vaccine doses administered	Nombre total de doses de vaccin administrées	1 346 927

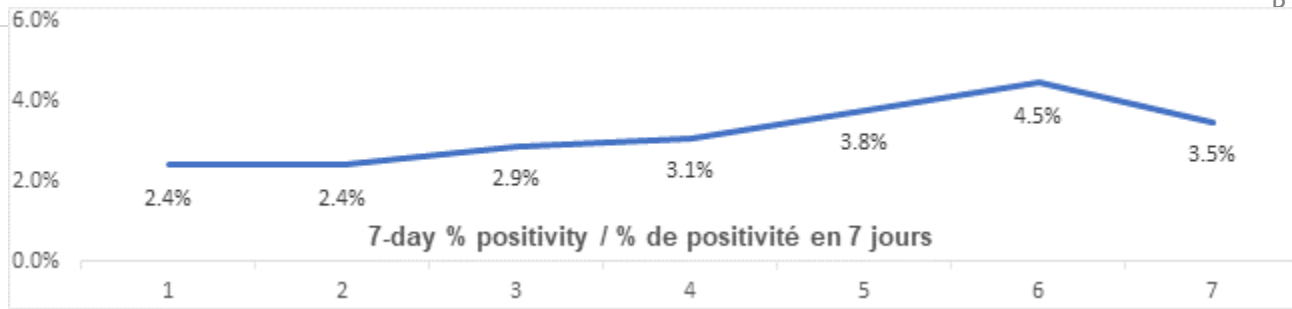
* Total counts as of 4 p.m. today.

Confirmed Cases	Cas confirmés	Data Source / Source des données	Yesterday / Hier	7-day % change / % de changement sur 7 jours
Cumulative Cases	Nombre cumulatif de cas	CCM / SPGCC	321 956	3%
Health Sector Worker Cases	Nombre de cas chez les travailleurs du secteur de la santé	CCM / SPGCC	19 701	3%
Cumulative Resolved	Nombre cumulatif de cas résolus	CCM / SPGCC	302 257	3%
Cumulative Deaths	Nombre cumulatif de décès	CCM / SPGCC	7 187	1%
Long-Term Care Home Residents	Nombre de décès de résidents des CSLD	Ontario.ca: Status of COVID-19 cases in LTCH		Ontario.ca: État des cas de COVID-19 en FSLD
Retirement Home Residents	Nombre de décès de résidents des maisons de retraite	RHRA Dashboard		Tableau de bord de l'ORMR
Health Sector Worker	Nombre de décès de travailleurs du secteur de la santé	CCM / SPGCC	16	0%
Daily Count / Nombre quotidien				

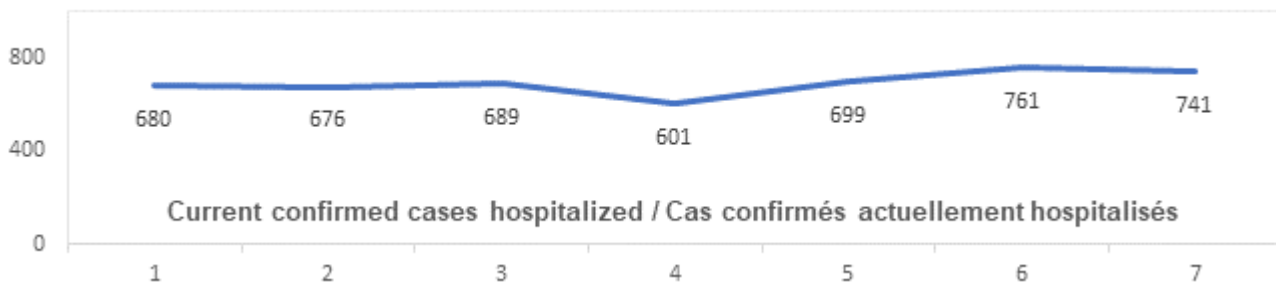


Effective Reproduction Number (Rt)* and Confidence Interval	Taux de reproduction effectif (Re)* et intervalle de confiance	Data Source / Source des données	March 10, 2021 - March 16, 2021 / 10 mars, 2021 - 16 mars, 2021	March 5, 2021 - March 11, 2021 / 5 mars, 2021 - 11 mars, 2021
Ontario	Ontario	PHO / SPO	1.14 [1.12 - 1.16]	1.01 [0.99 - 1.04]
North	Nord	PHO / SPO	1.20 [1.11 - 1.30]	1.15 [1.05 - 1.26]
Eastern	Est	PHO / SPO	1.03 [0.95 - 1.12]	1.12 [1.03 - 1.22]
Central East	Centre-Est	PHO / SPO	1.14 [1.10 - 1.18]	0.98 [0.94 - 1.01]
Toronto	Toronto	PHO / SPO	1.21 [1.16 - 1.25]	0.94 [0.90 - 0.98]
South West	Sud-Ouest	PHO / SPO	1.16 [1.07 - 1.26]	1.07 [0.98 - 1.17]
Central West	Centre-Ouest	PHO / SPO	1.04 [0.98 - 1.09]	1.13 [1.08 - 1.20]
Testing	Dépistage		Yesterday / Hier	7-day average / Moyenne de 7 jours
Daily tests completed	Dépistages quotidiens effectués	NOC / COR	49 128	48 987
% positivity	% de positivité	NOC / COR	3.5%	3.2%
Tests in process	Analyses en cours	NOC / COR	35 201	28 661

Daily Count / Nombre quotidien



Acute Care	Soins aigus	Data Source / Source des données	Yesterday / Hier	7-day % change / % de changement sur 7 jours
Confirmed patients hospitalized	Cas confirmés hospitalisés	dBCS / RqL	741	9%
Cumulative hospitalized health sector workers	Nombre cumulatif de travailleurs du secteur de la santé hospitalisés	CCM / SPGCC	377	2%
Cumulative health sector workers in ICU	Nombre cumulatifs de travailleurs du secteur de la santé aux soins intensifs	CCM / SPGCC	8 2	3%
				7-day average / Moyenne de 7 jours
Current vented patients (includes COVID+)	Patients actuellement branchés à un respirateur (incluent les COVID+)	CCSO / SOSMPC	698	67 4
CRCI Vented	COVID+ sur respirateur	CCSO / SOSMPC	205	20 1
Daily Count / Nombre quotidien				



Active Outbreaks	Éclosions actives	Data Source / Source des données	Yesterday / Hier	7-day average / Moyenne de 7 jours
Congregate Care / Habitations collectives				
LTCH	FLSD	CCM / SPGCC	69	74
RH	MR	CCM / SPGCC	46	51
Hospital	Hôpital	CCM / SPGCC	29	25
Congregate Living / Hébergement collectif				
Group Homes / Supportive Housing	Foyers de groupe / logement avec services de soutien	CCM / SPGCC	35	36
Shelter	Refuge	CCM / SPGCC	31	32
Correctional Facilities	Établissements correctionnels	CCM / SPGCC	9	9
Short-term Accommodation	Logement temporaire	CCM / SPGCC	3	3
Other congregate	Autre hébergement collectif	CCM / SPGCC	10	9
Education / Éducation				
Childcare	Garde d'enfants	CCM / SPGCC	41	39
Elementary school	École élémentaire	CCM / SPGCC	76	77
Secondary school	École secondaire	CCM / SPGCC	14	14
Elementary/Secondary school	École élémentaire/secondaire	CCM / SPGCC	1	1
Post-Secondary	Postsecondaire	CCM / SPGCC	2	2
Workplaces / Lieu de travail				
Farm	Exploitation agricole	CCM / SPGCC	17	17
Food Processing	Transformation alimentaire	CCM / SPGCC	5	6
Retail	Vente au détail	CCM / SPGCC	22	19
Medical/Health Service	Service médical / de santé	CCM / SPGCC	4	5

Other Workplace	Autre lieu de travail	CCM / SPGCC	98	97
Recreational / Loisir				
Bar / Restaurant / Nightclub	Bar / restaurant / boîte de nuit	CCM / SPGCC	10	12
Recreational Fitness	Activités de conditionnement physique récréatives	CCM / SPGCC	4	6
Personal Service Setting	Établissement de services personnels	CCM / SPGCC	3	3
Other recreational setting	Autre établissement de loisir	CCM / SPGCC	14	14
Other / Autre				
Other	Autre	CCM / SPGCC	5	4
Undefined	Indéfini	CCM / SPGCC	8	7

CCM = Provincial Case and Contact Management Solution; PHO = Public Health Ontario; NOC = COVID19 Provincial Diagnostic Network Operations Centre; CCSO = Critical Care Services Ontario; dBCS = Daily Bed Census; CRCI = COVID-Related Critical Illness (COVID-Related Critical Illness (CRCI) is defined as: Admission to the ICU because of a clinical syndrome consistent with COVID, AND the patient has had a positive test that is consistent with acute COVID illness. COVID+ is a sub-set of CRCI patients whose last COVID test was positive.)

*Effective reproduction number (Rt) is updated twice weekly and not daily. Rt is not calculated for PHU Regions with case counts < 12 over the reporting period.

Update

- The foreign worker community can often face language barriers, and may experience fear or lack of understanding on how to access public services. With spring upon us, we enter another season of increasing numbers of foreign workers in Ontario while continuing to struggle with the pandemic response. The attached 9-1-1 Fact Sheet has been prepared to educate foreign workers on how to access 911 services for ambulance response. These 9-1-1 Fact Sheets have been provided in English, French, Arabic, Mandarin, Cantonese, Spanish, Filipino (Tagalog), Thai, and Vietnamese. We ask that you share this ministry approved 9-1-1 Fact Sheet with any community or group who can benefit from this information, and we appreciate your continued support and efforts towards the COVID-19 response throughout Ontario. Should you have any questions or concerns specific to these documents please contact Don Pierce at Donald.L.Pierce@ontario.ca.

Looking for more information?

- For more information about cases and deaths in Ontario over the course of this pandemic, and for breakdowns by region, age, and sex, please view the [Government of Ontario website](#) or the [Ontario COVID-19 Data Tool](#) by Public Health Ontario.
- Please visit the ministry website for [sector-specific guidance](#) and [directives, memorandums and other resources](#)