

# Situation Report #384: COVID-19

Ministry of Health | Health System Emergency Management Branch

March 11, 2021

## Situation:

Case count as of March 11, 2021 / Nombre de cas le 11 mars 2021				
Area / Région	Area / Région	Change from yesterday / Changement par rapport à hier	Deaths / Décès	Change from yesterday / Changement par rapport à hier
Canada*	+ 896 739	+ 3 221	+ 22 335	+ 31
Ontario**	+ 313 520	+ 1 092	+ 7 109	+ 10

\* Numbers from PHAC current as of 7 p.m. yesterday / Chiffres de l'ASPC à jour à 19h hier.

\*\* Ontario current as of 3 p.m. yesterday / Chiffres de l'Ontario à jour à 15h hier.

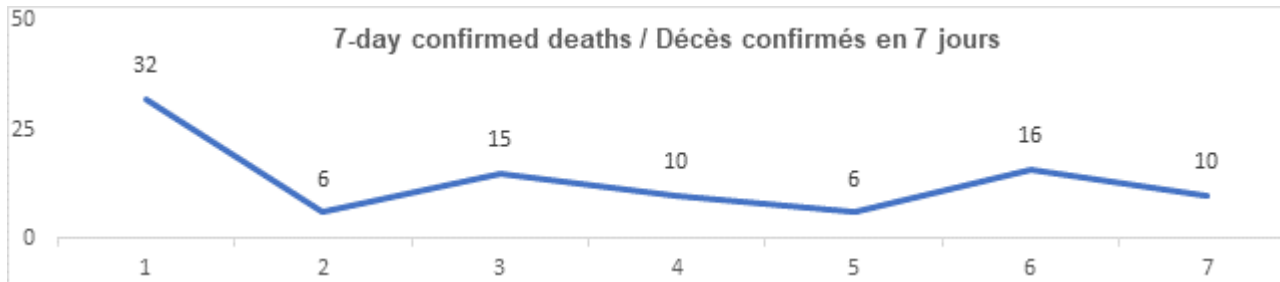
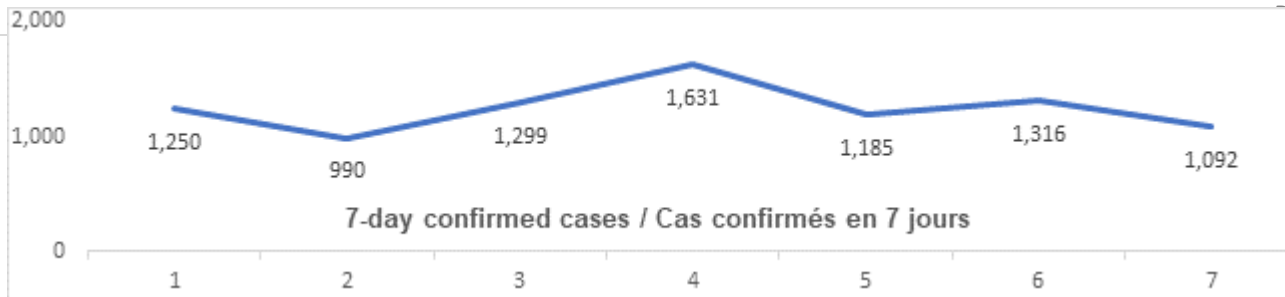
## Ontario:

Vaccination*	Vaccination	Total (cumulative) / Total (cumulatif)
Cumulative vaccine doses administered	Nombre total de doses de vaccin administrées	1 054 830

\* Total counts as of 4 p.m. today.

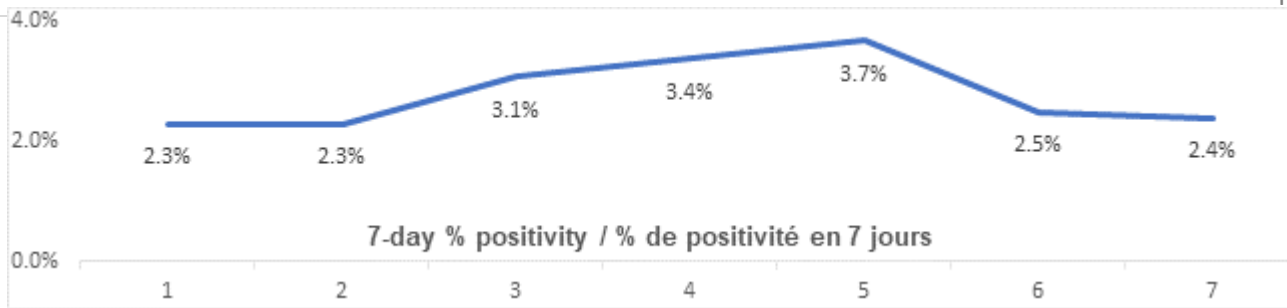
Confirmed Cases	Cas confirmés	Data Source	Yesterday / Hier	7-day % change
Cumulative Cases	Nombre cumulatif de cas	CCM / SPGCC	313 520	3%
Health Sector Worker Cases	Nombre de cas chez les travailleurs du secteur de la santé	CCM / SPGCC	19 701	3%
Cumulative Resolved	Nombre cumulatif de cas résolus	CCM / SPGCC	295 128	3%
Cumulative Deaths	Nombre cumulatif de décès	CCM / SPGCC	7 109	1%
Long-Term Care Home Residents	Nombre de décès de résidents des CSLD	<a href="#">Ontario.ca: Status of COVID-19 cases in LTCH</a>		<a href="#">Ontario.ca: État des cas de COVID-19 en FSLD</a>
Retirement Home Residents	Nombre de décès de résidents des maisons de retraite	<a href="#">RHRA Dashboard</a>		<a href="#">Tableau de bord de l'ORMR</a>
Health Sector Worker	Nombre de décès de travailleurs du secteur de la santé	CCM / SPGCC	16	7%

Daily Count / Nombre quotidien

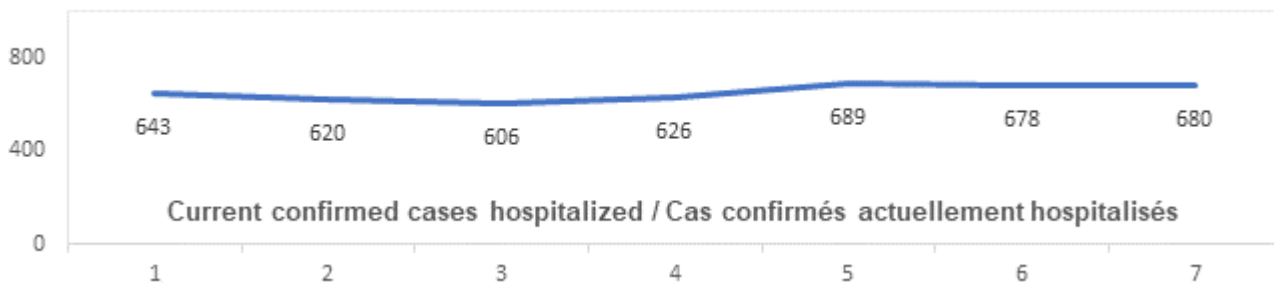


<b>Effective Reproduction Number (Rt)* and Confidence Interval</b>	<b>Taux de reproduction effectif (Re)* et intervalle de confiance</b>	<b>Data Source / Source des données</b>	<b>March 5, 2021 - March 11, 2021 / 5 mars, 2021 - 11 mars, 2021</b>	<b>March 2, 2021 - March 9, 2021 / 2 mars, 2021 - 9 mars, 2021</b>
Ontario	Ontario	PHO / SPO	1.12 [1.10 - 1.15]	1.01 [0.99 - 1.04]
North	Nord	PHO / SPO	1.26 [1.16 - 1.37]	1.15 [1.05 - 1.26]
Eastern	Est	PHO / SPO	1.04 [0.95 - 1.12]	1.12 [1.03 - 1.22]
Central East	Centre-Est	PHO / SPO	1.09 [1.05 - 1.13]	0.98 [0.94 - 1.01]
Toronto	Toronto	PHO / SPO	1.19 [1.14 - 1.24]	0.94 [0.90 - 0.98]
South West	Sud-Ouest	PHO / SPO	1.18 [1.09 - 1.28]	1.07 [0.98 - 1.17]
Central West	Centre-Ouest	PHO / SPO	1.05 [1.00 - 1.11]	1.13 [1.08 - 1.20]
<b>Testing</b>	<b>Dépistage</b>		<b>Yesterday / Hier</b>	<b>7-day average / Moyenne de 7 jours</b>
Daily tests completed	Dépistages quotidiens effectués	NOC / COR	60 619	49 509
% positivity	% de positivité	NOC / COR	2.4%	2.8%
Tests in process	Analyses en cours	NOC / COR	42 033	29 454

Daily Count / Nombre quotidien



Acute Care	Soins aigus	Data Source / Source des données	Yesterday / Hier	7-day % change / % de changement sur 7 jours
Confirmed patients hospitalized	Cas confirmés hospitalisés	dBCS / RqL	680	2%
Cumulative hospitalized health sector workers	Nombre cumulatif de travailleurs du secteur de la santé hospitalisés	CCM / SPGCC	377	2%
Cumulative health sector workers in ICU	Nombre cumulatifs de travailleurs du secteur de la santé aux soins intensifs	CCM / SPGCC	8 2	3%
				7-day average / Moyenne de 7 jours
Current vented patients (includes COVID+)	Patients actuellement branchés à un respirateur (incluent les COVID+)	CCSO / SOSMPC	707	67 9
CRCI Vented	COVID+ sur respirateur	CCSO / SOSMPC	200	19 8
Daily Count / Nombre quotidien				



Active Outbreaks	Éclosions actives	Data Source / Source des données	Yesterday / Hier	7-day average / Moyenne de 7 jours
<b>Congregate Care / Habitations collectives</b>				
LTCH	FLSD	CCM / SPGCC	75	78
RH	MR	CCM / SPGCC	53	56
Hospital	Hôpital	CCM / SPGCC	20	22
<b>Congregate Living / Hébergement collectif</b>				
Group Homes / Supportive Housing	Foyers de groupe / logement avec services de soutien	CCM / SPGCC	37	38
Shelter	Refuge	CCM / SPGCC	32	32
Correctional Facilities	Établissements correctionnels	CCM / SPGCC	10	11
Short-term Accommodation	Logement temporaire	CCM / SPGCC	3	2
Other congregate	Autre hébergement collectif	CCM / SPGCC	6	4
<b>Education / Éducation</b>				
Childcare	Garde d'enfants	CCM / SPGCC	35	30
Elementary school	École élémentaire	CCM / SPGCC	75	62
Secondary school	École secondaire	CCM / SPGCC	13	12
Elementary/Secondary school	École élémentaire/secondaire	CCM / SPGCC	2	3
Post-Secondary	Postsecondaire	CCM / SPGCC	2	2
<b>Workplaces / Lieu de travail</b>				
Farm	Exploitation agricole	CCM / SPGCC	17	17
Food Processing	Transformation alimentaire	CCM / SPGCC	8	6
Retail	Vente au détail	CCM / SPGCC	17	14
Medical/Health Service	Service médical / de santé	CCM / SPGCC	6	7

Other Workplace	Autre lieu de travail	CCM / SPGCC	92	95
<b>Recreational / Loisir</b>				
Bar / Restaurant / Nightclub	Bar / restaurant / boîte de nuit	CCM / SPGCC	15	15
Recreational Fitness	Activités de conditionnement physique récréatives	CCM / SPGCC	7	6
Personal Service Setting	Établissement de services personnels	CCM / SPGCC	4	3
Other recreational setting	Autre établissement de loisir	CCM / SPGCC	14	16
<b>Other / Autre</b>				
Other	Autre	CCM / SPGCC	2	9
Undefined	Indéfini	CCM / SPGCC	5	9

CCM = Provincial Case and Contact Management Solution; PHO = Public Health Ontario; NOC = COVID19 Provincial Diagnostic Network Operations Centre; CCSO = Critical Care Services Ontario; dBCS = Daily Bed Census; CRCI = COVID-Related Critical Illness (COVID-Related Critical Illness (CRCI) is defined as: Admission to the ICU because of a clinical syndrome consistent with COVID, AND the patient has had a positive test that is consistent with acute COVID illness. COVID+ is a sub-set of CRCI patients whose last COVID test was positive.)

\*Effective reproduction number (Rt) is updated twice weekly and not daily. Rt is not calculated for PHU Regions with case counts < 12 over the reporting period.

## Update

- Ontario Activates Emergency Brake in Sudbury Public Health Region. On the advice of the Chief Medical Officer of Health, the Ontario Government is activating an "emergency brake" in the Public Health Sudbury and Districts region, and moving it to the Grey-Lockdown level in the Keeping Ontario Safe and Open Framework. The decision was made due to the concerning trends in public health indicators and in consultation with the local medical officer of health.

## Looking for more information?

- For more information about cases and deaths in Ontario over the course of this pandemic, and for breakdowns by region, age, and sex, please view the Government of Ontario website or the Ontario COVID-19 Data Tool by Public Health Ontario.
- Please visit the ministry website for sector-specific guidance and directives, memorandums and other resources.