

# Situation Report #383: COVID-19

Ministry of Health | Health System Emergency Management Branch

March 10, 2021

## Situation:

Case count as of March 10, 2021 / Nombre de cas le 10 mars 2021				
Area / Région	Area / Région	Change from yesterday / Changement par rapport à hier	Deaths / Décès	Change from yesterday / Changement par rapport à hier
Canada*	+ 893 518	+ 2 820	+ 22 304	+ 28
Ontario**	+ 312 428	+ 1 316	+ 7 099	+ 16

\* Numbers from PHAC current as of 7 p.m. yesterday / Chiffres de l'ASPC à jour à 19h hier.

\*\* Ontario current as of 3 p.m. yesterday / Chiffres de l'Ontario à jour à 15h hier.

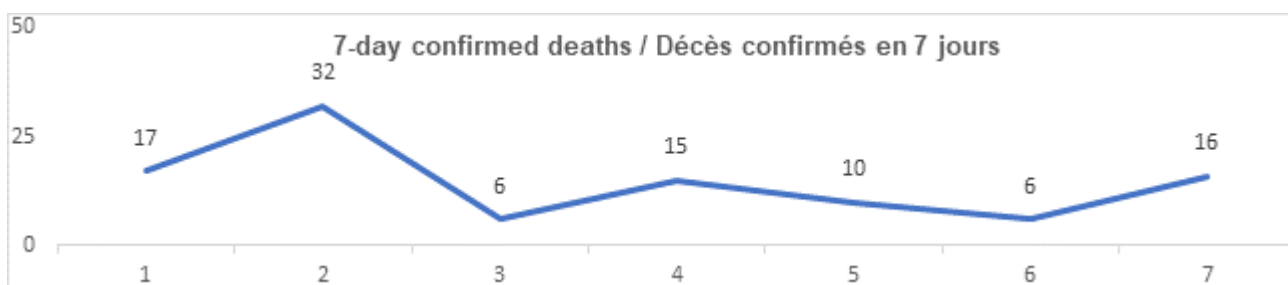
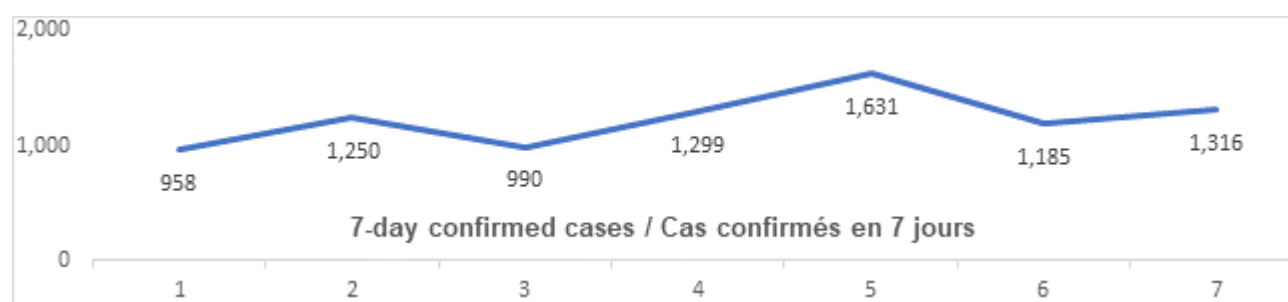
## Ontario:

Vaccination*	Vaccination	Total (cumulative) / Total (cumulatif)
Cumulative vaccine doses administered	Nombre total de doses de vaccin administrées	1 011 885

\* Total counts as of 4 p.m. today.

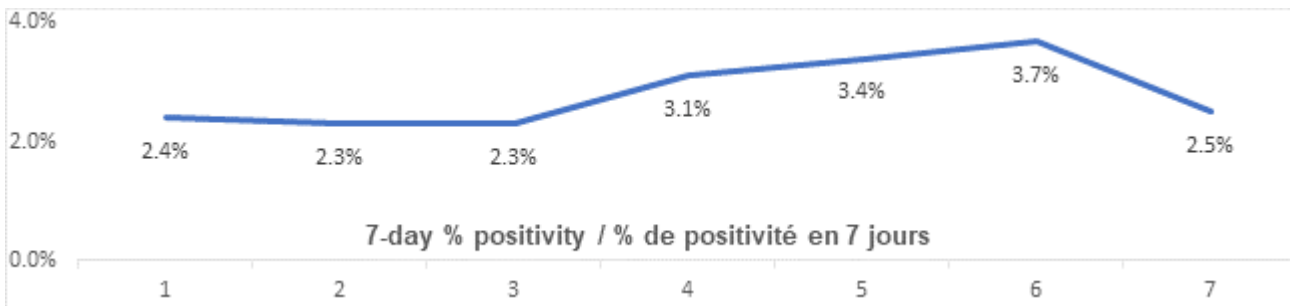
Confirmed Cases	Cas confirmés	Data Source	Yesterday / Hier	7-day % change
Cumulative Cases	Nombre cumulatif de cas	CCM / SPGCC	312 428	3%
Health Sector Worker Cases	Nombre de cas chez les travailleurs du secteur de la santé	CCM / SPGCC	19 133	0%
Cumulative Resolved	Nombre cumulatif de cas résolus	CCM / SPGCC	294 018	3%
Cumulative Deaths	Nombre cumulatif de décès	CCM / SPGCC	7 099	1%
Long-Term Care Home Residents	Nombre de décès de résidents des CSLD	<a href="#">Ontario.ca: Status of COVID-19 cases in LTCH</a>		<a href="#">Ontario.ca: État des cas de COVID-19 en FSLD</a>
Retirement Home Residents	Nombre de décès de résidents des maisons de retraite	<a href="#">RHRA Dashboard</a>		<a href="#">Tableau de bord de l'ORMR</a>
Health Sector Worker	Nombre de décès de travailleurs du secteur de la santé	CCM / SPGCC	16	7%

Daily Count / Nombre quotidien

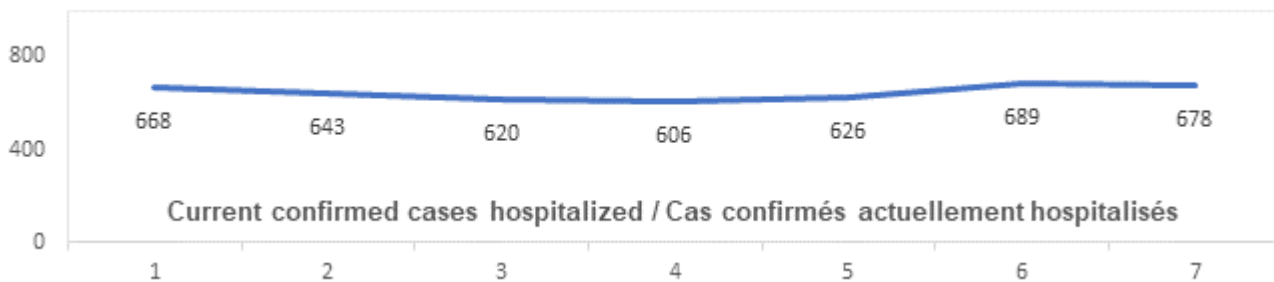


Effective Reproduction Number (Rt)* and Confidence Interval	Taux de reproduction effectif (Re)* et intervalle de confiance	Data Source / Source des données	March 2, 2021 - March 9, 2021 / 2 mars, 2021 - 9 mars, 2021	February 26, 2021 - March 4, 2021 / 26 février, 2021 - 4 mars, 2021
Ontario	Ontario	PHO / SPO	0.98 [0.96 - 1.01]	1.01 [0.99 - 1.04]
North	Nord	PHO / SPO	1.08 [0.98 - 1.18]	1.15 [1.05 - 1.26]
Eastern	Est	PHO / SPO	1.15 [1.05 - 1.25]	1.12 [1.03 - 1.22]
Central East	Centre-Est	PHO / SPO	0.95 [0.91 - 0.98]	0.98 [0.94 - 1.01]
Toronto	Toronto	PHO / SPO	0.91 [0.87 - 0.95]	0.94 [0.90 - 0.98]
South West	Sud-Ouest	PHO / SPO	1.06 [0.97 - 1.15]	1.07 [0.98 - 1.17]
Central West	Centre-Ouest	PHO / SPO	1.07 [1.02 - 1.13]	1.13 [1.08 - 1.20]
Testing	Dépistage		Yesterday / Hier	7-day average / Moyenne de 7 jours
Daily tests completed	Dépistages quotidiens effectués	NOC / COR	54 149	48 365
% positivity	% de positivité	NOC / COR	2.5%	2.8%
Tests in process	Analyses en cours	NOC / COR	38 518	29 612

Daily Count / Nombre quotidien



Acute Care	Soins aigus	Data Source / Source des données	Yesterday / Hier	7-day % change / % de changement sur 7 jours
Confirmed patients hospitalized	Cas confirmés hospitalisés	dBCS / RqL	678	0%
Cumulative hospitalized health sector workers	Nombre cumulatif de travailleurs du secteur de la santé hospitalisés	CCM / SPGCC	369	0%
Cumulative health sector workers in ICU	Nombre cumulatifs de travailleurs du secteur de la santé aux soins intensifs	CCM / SPGCC	8 0	0%
				7-day average / Moyenne de 7 jours
Current vented patients (includes COVID+)	Patients actuellement branchés à un respirateur (incluent les COVID+)	CCSO / SOSMPC	680	67 8
CRCI Vented	COVID+ sur respirateur	CCSO / SOSMPC	193	19 8
Daily Count / Nombre quotidien				



Active Outbreaks	Éclosions actives	Data Source / Source des données	Yesterday / Hier	7-day average / Moyenne de 7 jours
<b>Congregate Care / Habitations collectives</b>				
LTCH	FLSD	CCM / SPGCC	74	80
RH	MR	CCM / SPGCC	55	56
Hospital	Hôpital	CCM / SPGCC	22	24
<b>Congregate Living / Hébergement collectif</b>				
Group Homes / Supportive Housing	Foyers de groupe / logement avec services de soutien	CCM / SPGCC	33	39
Shelter	Refuge	CCM / SPGCC	32	31
Correctional Facilities	Établissements correctionnels	CCM / SPGCC	11	11
Short-term Accommodation	Logement temporaire	CCM / SPGCC	3	2
Other congregate	Autre hébergement collectif	CCM / SPGCC	4	4
<b>Education / Éducation</b>				
Childcare	Garde d'enfants	CCM / SPGCC	30	30
Elementary school	École élémentaire	CCM / SPGCC	68	56
Secondary school	École secondaire	CCM / SPGCC	13	11
Elementary/Secondary school	École élémentaire/secondaire	CCM / SPGCC	3	3
Post-Secondary	Postsecondaire	CCM / SPGCC	2	2
<b>Workplaces / Lieu de travail</b>				
Farm	Exploitation agricole	CCM / SPGCC	17	17
Food Processing	Transformation alimentaire	CCM / SPGCC	5	6
Retail	Vente au détail	CCM / SPGCC	16	14
Medical/Health Service	Service médical / de santé	CCM / SPGCC	4	7

Other Workplace	Autre lieu de travail	CCM / SPGCC	91	97
<b>Recreational / Loisir</b>				
Bar / Restaurant / Nightclub	Bar / restaurant / boîte de nuit	CCM / SPGCC	16	15
Recreational Fitness	Activités de conditionnement physique récréatives	CCM / SPGCC	7	5
Personal Service Setting	Établissement de services personnels	CCM / SPGCC	4	3
Other recreational setting	Autre établissement de loisir	CCM / SPGCC	15	14
<b>Other / Autre</b>				
Other	Autre	CCM / SPGCC	11	10
Undefined	Indéfini	CCM / SPGCC	9	8

CCM = Provincial Case and Contact Management Solution; PHO = Public Health Ontario; NOC = COVID19 Provincial Diagnostic Network Operations Centre; CCSO = Critical Care Services Ontario; dBCS = Daily Bed Census; CRCI = COVID-Related Critical Illness (COVID-Related Critical Illness (CRCI) is defined as: Admission to the ICU because of a clinical syndrome consistent with COVID, AND the patient has had a positive test that is consistent with acute COVID illness. COVID+ is a sub-set of CRCI patients whose last COVID test was positive.)

\*Effective reproduction number (Rt) is updated twice weekly and not daily. Rt is not calculated for PHU Regions with case counts < 12 over the reporting period.

## Update

- Ontario Pharmacies and Primary Care Settings to Begin Offering COVID-19 Vaccinations. As vaccine supply increases, the Ontario government is expanding the delivery channels available to administer COVID-19 vaccines to include pharmacies and primary care settings. As of Friday, March 12, over 325 pharmacies will be offering the AstraZeneca/COVISHIELD vaccine to eligible Ontarians aged 60-64, by appointment only, as part of the vaccine delivery pilot program in specific regions.

## Looking for more information?

- For more information about cases and deaths in Ontario over the course of this pandemic, and for breakdowns by region, age, and sex, please view the Government of Ontario website or the Ontario COVID-19 Data Tool by Public Health Ontario.
- Please visit the ministry website for sector-specific guidance and directives, memorandums and other resources.