

# Situation Report #250: COVID-19

Ministry of Health | Health System Emergency Management Branch

October 1, 2020

## Situation:

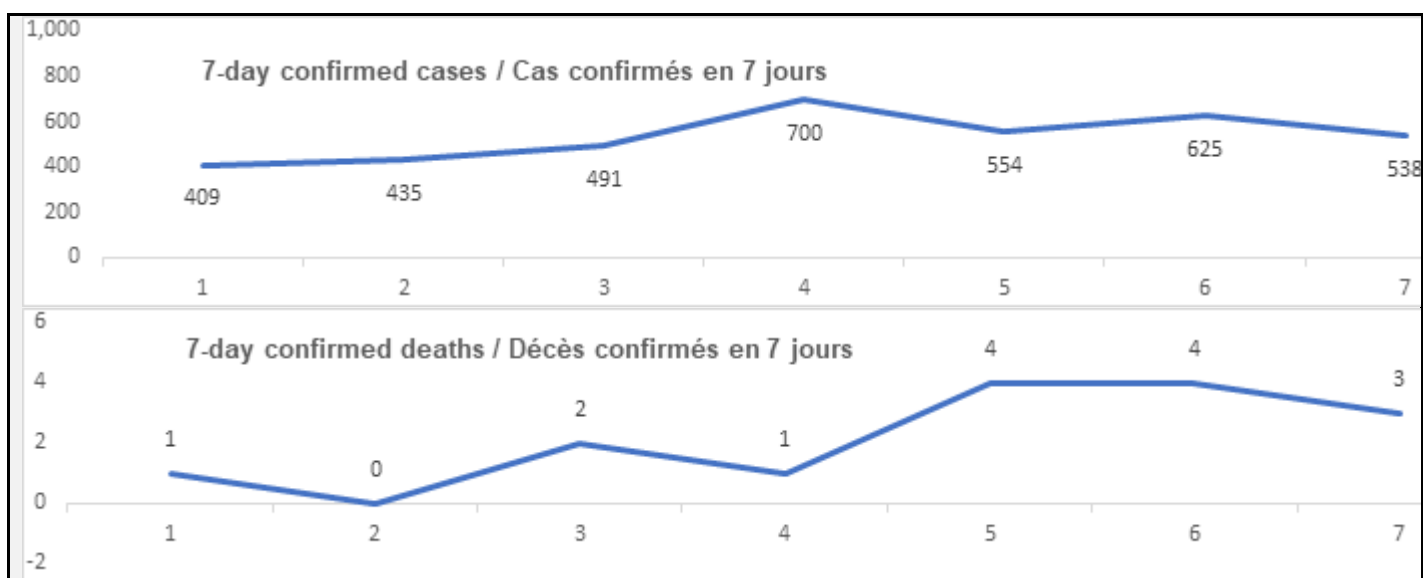
Case count as of 10:00 am October 1, 2020 / Nombre de cas à 10h00 le 30 octobre 2020				
Area / Région	Case count / Nombre de cas	Change from yesterday / Changement par rapport à hier	Deaths / Décès	Change from yesterday / Changement par rapport à hier
<b>Worldwide total / Total mondial</b>	<b>34 253 817</b>	<b>+361 881</b>	<b>1 020 261</b>	<b>+6 704</b>
<b>Canada*</b>	160 229	+3 268	9 316	+25
<b>Ontario**</b>	52 248	+538	2 851	+3

\* Numbers from PHAC current as of 7 p.m. yesterday / Chiffres de l'ASPC à jour à 19h hier

\*\* Ontario current as of 8:00 a.m. today / Chiffres de l'Ontario à jour à 8h aujourd'hui.

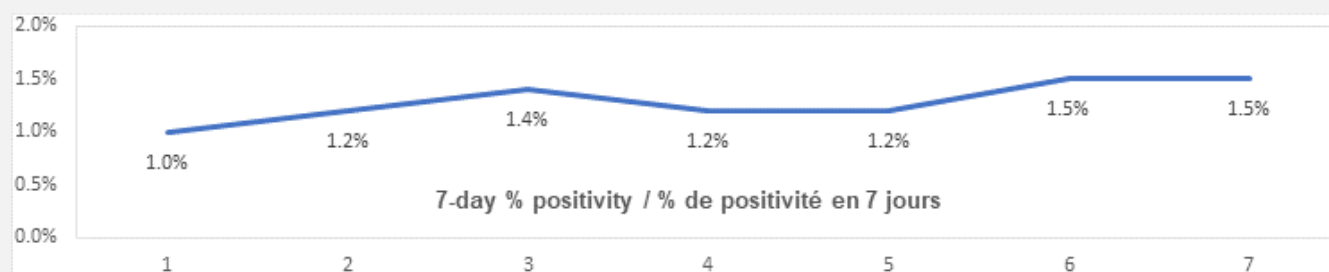
## Ontario:

Confirmed Cases	Cas confirmés	Data Source / Source des données	Yesterday / Hier	7-day % change / % de changement sur 7 jours
Cumulative Cases	Nombre cumulatif de cas	CCM / SPGCC	52 248	8%
Health Sector Worker Cases	Nombre de cas chez les travailleurs du secteur de la santé	CCM / SPGCC	6 835	0%
Cumulative Resolved	Nombre cumulatif de cas résolus	CCM / SPGCC	44 422	6%
Cumulative Deaths	Nombre cumulatif de décès	CCM / SPGCC	2 851	1%
Long-Term Care Home Residents	Nombre de décès de résidents des CSLD	CCM / SPGCC	1 838	0%
Retirement Home Residents	Nombre de décès de résidents des maisons de retraite	CCM / SPGCC	206	0%
Health Sector Workers	Nombre de décès de travailleurs du secteur de la santé	CCM / SPGCC	12	0%
Daily Count / Nombre quotidien				



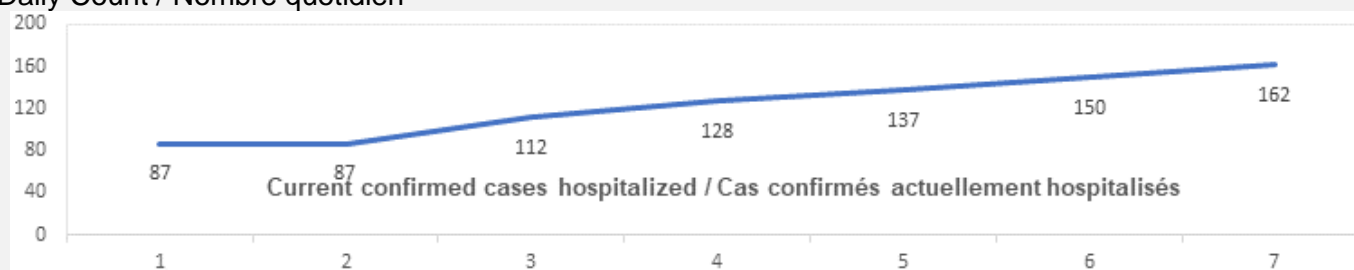
Effective Reproduction Number (Rt)** and Confidence Interval	Taux de reproduction effectif (Re)** et intervalle de confiance	Data Source / Source des données	September 23 - September 29, 2020/ 23 septembre - 29 septembre 2020	September 18 - September 24, 2020/ 18 septembre - 24 septembre 2020
Ontario	Ontario	PHO / SPO	1.2 [1.2 - 1.3]	1.3 [1.2 - 1.3]
North	Nord	PHO / SPO	N.A / S.O	N.A / S.O
Eastern	Est	PHO / SPO	1.2 [1.1 - 1.3]	1.3 [1.2 - 1.4]
Central East	Centre-Est	PHO / SPO	1.1 [1.1 - 1.2]	1.2 [1.1 - 1.3]
Toronto	Toronto	PHO / SPO	1.4 [1.3 - 1.5]	1.4 [1.3 - 1.5]
South West	Sud-Ouest	PHO / SPO	1 [0.8 - 1.3]	0.9 [0.7 - 1.1]
Central West	Centre-Ouest	PHO / SPO	1 [0.9 - 1.1]	1.4 [1.3 - 1.6]
Testing	Dépistage		Yesterday / Hier	7-day average / Moyenne de 7 jours
Daily tests completed	Dépistages quotidiens effectués	NOC / COR	39 646	40 357
% positivity	% de positivité	NOC / COR	1.5%	1.3%
Tests in process	Analyses en cours	NOC / COR	82 473	64 610

## Daily Count / Nombre quotidien



Acute Care	Soins aigus	Data Source	Yesterday / Hier	7-day % change
Confirmed patients hospitalized	Cas confirmés hospitalisés	dBCS / RqL	162	84%
Cumulative hospitalized health sector workers	Nombre cumulatif de travailleurs du secteur de la santé hospitalisés	CCM / SPGCC	243	0%
Cumulative health sector workers in ICU	Nombre cumulatifs de travailleurs du secteur de la santé aux soins intensifs	CCM / SPGCC	60	0%
				7-day average
Current vented patients (includes COVID+)	Patients actuellement branchés à un respirateur (incluent les COVID+)	CCSO / SOSMPC	467	479
CRCI Vented	COVID+ sur respirateur	CCSO / SOSMPC	18	18

## Daily Count / Nombre quotidien



Active Outbreaks	Éclosions actives	Data Source	Yesterday / Hier	7-day average
Hospitals	Hôpitaux	CCM / SPGCC	4	4
Long-Term Care Homes	CSLD	CCM / SPGCC	56	44
Retirement Homes	Maisons de retraite	CCM / SPGCC	40	33
Group Homes	Foyers de groupe	CCM / SPGCC	14	12
Correctional Facilities	Établissements correctionnels	CCM / SPGCC	1	1
Shelters	Refuges	CCM / SPGCC	6	6
Daycare	Services de garde d'enfants	CCM / SPGCC	28	26
Workplace - Farm	Lieux de travail - Fermes	CCM / SPGCC	4	4
Workplace - Food Processing	Lieux de travail - Transformation alimentaire	CCM / SPGCC	10	10
Workplace - Other	Lieux de travail - Autres	CCM / SPGCC	100	86
Other Congregate Settings	Autres cadres d'hébergement en commun	CCM / SPGCC	52	41
Undefined	Non défini	CCM / SPGCC	4	12
Schools - Elementary	Écoles primaires	CCM / SPGCC	13	10
Schools - Secondary	Écoles secondaires	CCM / SPGCC	5	5
Schools - Elementary/Secondary	Écoles primaires/secondaires	CCM / SPGCC	1	1

CCM = Provincial Case and Contact Management Solution; PHO = Public Health Ontario; NOC = COVID19 Provincial Diagnostic Network Operations Centre; CCSO = Critical Care Services Ontario; dBCS = Daily Bed Census; CRCI = COVID-Related Critical Illness (COVID-Related Critical Illness (CRCI) is defined as: Admission to the ICU because of a clinical syndrome consistent with COVID, AND the patient has had a positive test that is consistent with acute COVID illness. COVID+ is a sub-set of CRCI patients whose last COVID test was positive.)

\*\*Effective reproduction number (Rt) is updated twice weekly and not daily. Rt is not calculated for PHU Regions with case counts < 12 over the reporting period.

## Update

- Ontario Revises COVID-19 Screening Guidance for Schools and Child Care. In consultation with the Chief Medical Officer of Health, the Ontario government is updating its COVID-19 school and child care screening guidance. This additional information will help parents determine when it is most appropriate for students, children and their families to seek a test for COVID-19.
- The Quick Reference Public Health Guidance for Testing and Clearance has been updated and is available on the Ministry's website.
- The Guidance for Paramedic Services has been updated and is available on the Ministry's website.
- Guidance on the use of influenza vaccine in the presence of COVID-19 is available on the Government of Canada website.
- For more information about cases and deaths in Ontario over the course of this pandemic, and for breakdowns by region, age, and sex, please view the Ontario COVID-19 Data Tool by Public Health Ontario.
- Please visit the ministry website for sector-specific guidance and directives, memorandums and other resources.