

Situation Report #267: COVID-19

Ministry of Health | Health System Emergency Management Branch

October 18, 2020

Situation:

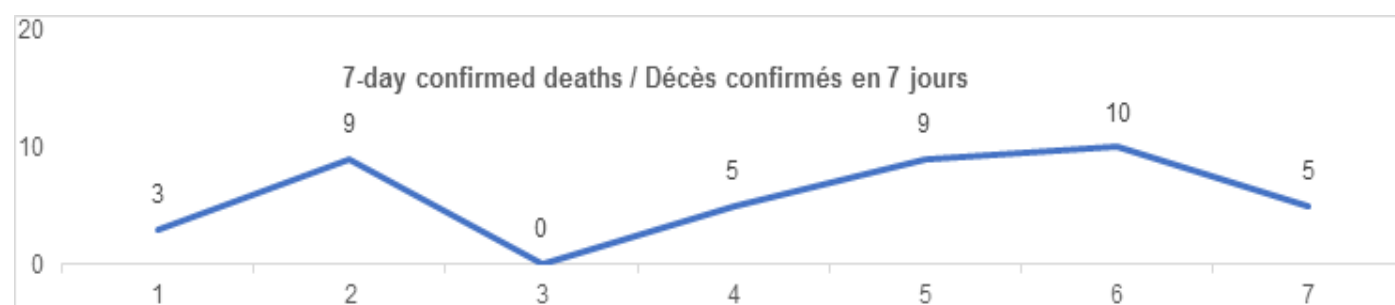
Case count as of 10:00 am October 18 2020 / Nombre de cas à 10h00 le 18 octobre 2020				
Area / Région	Case count / Nombre de cas	Change from yesterday / Changement par rapport à hier	Deaths / Décès	Change from yesterday / Changement par rapport à hier
Worldwide total / Total mondial	40 055 692	+ 368 177	1 115 896	+ 5 306
Canada*	196 321	+ 2 215	9 746	+ 24
Ontario**	64 371	+ 658	3 046	+ 5

* Numbers from PHAC current as of 7 p.m. yesterday / Chiffres de l'ASPC à jour à 19h hier

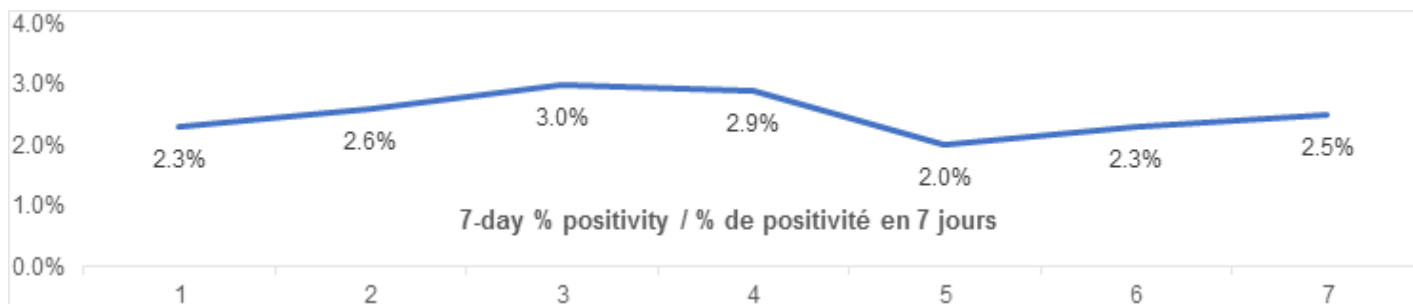
** Ontario current as of 8:00 a.m. today / Chiffres de l'Ontario à jour à 8h aujourd'hui.

Ontario:

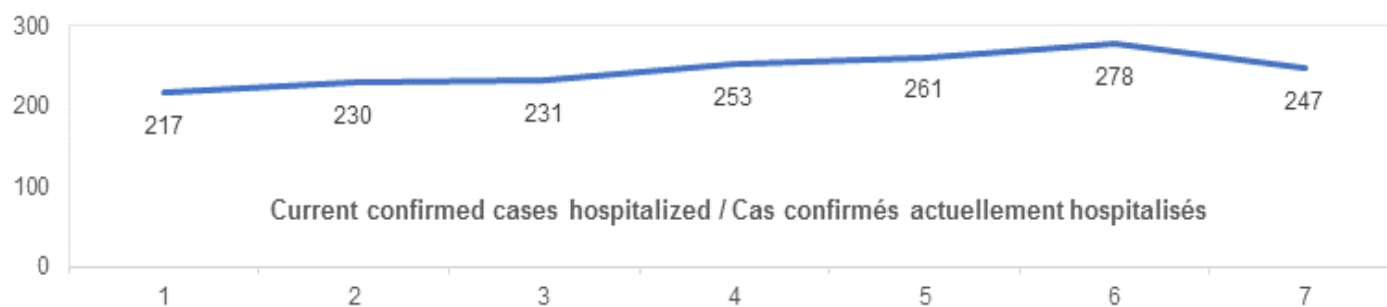
Confirmed Cases	Cas confirmés	Data Source / Source des données	Yesterday / Hier	7-day % change / % de changement sur 7 jours
Cumulative Cases	Nombre cumulatif de cas	CCM / SPGCC	64 371	9%
Health Sector Worker Cases	Nombre de cas chez les travailleurs du secteur de la santé	CCM / SPGCC	7 347	5%
Cumulative Resolved	Nombre cumulatif de cas résolus	CCM / SPGCC	55 371	10%
Cumulative Deaths	Nombre cumulatif de décès	CCM / SPGCC	3 046	1%
Long-Term Care Home Residents	Nombre de décès de résidents des CSLD	CCM / SPGCC	1 980	1%
Retirement Home Residents	Nombre de décès de résidents des maisons de retraite	CCM / SPGCC	206	0%
Health Sector Workers	Nombre de décès de travailleurs du secteur de la santé	CCM / SPGCC	12	0%
Daily Count / Nombre quotidien				



Effective Reproduction Number (Rt)* and Confidence Interval	Taux de reproduction effectif (Re)* et intervalle de confiance	Data Source / Source des données	October 9 2020 - October 15 2020 / 9 octobre 2020 - 15 octobre 2020	October 7 2020 - October 13 2020 / 7 octobre 2020 - 13 octobre 2020
Ontario	Ontario	PHO / SPO	1.1 [1.1 - 1.2]	1.1 [1.1 - 1.2]
North	Nord	PHO / SPO	N/A / S.O.	N/A / S.O.
Eastern	Est	PHO / SPO	0.9 [0.9 - 1]	0.9 [0.9 - 1]
Central East	Centre-Est	PHO / SPO	1.2 [1.2 - 1.3]	1.2 [1.2 - 1.3]
Toronto	Toronto	PHO / SPO	1.1 [1.1 - 1.2]	1.1 [1.1 - 1.2]
South West	Sud-Ouest	PHO / SPO	1.2 [1 - 1.4]	1.2 [1 - 1.4]
Central West	Centre-Ouest	PHO / SPO	1.2 [1.1 - 1.3]	1.2 [1.1 - 1.3]
Testing	Dépistage		Yesterday / Hier	7-day average / Moyenne de 7 jours
Daily tests completed	Dépistages quotidiens effectués	NOC / COR	40 850	37 707
% positivity	% de positivité	NOC / COR	2.5%	2.5%
Tests in process	Analyses en cours	NOC / COR	23 609	30 594
Daily tests completed pharmacy	Dépistages quotidiens effectués	NOC / COR	1 356	1 119
% positivity	% de positivité	NOC / COR	0.3%	0.2%
Tests in process	Analyses en cours	NOC / COR	23 609	30 594
Daily Count / Nombre quotidien				



Acute Care	Soins aigus	Data Source / Source des données	Yesterday / Hier	7-day % change / % de changement sur 7 jours
Confirmed patients hospitalized	Cas confirmés hospitalisés	dBCS / RqL	247**	14%
Cumulative hospitalized health sector workers	Nombre cumulatif de travailleurs du secteur de la santé hospitalisés	CCM / SPGCC	243	0%
Cumulative health sector workers in ICU	Nombre cumulatifs de travailleurs du secteur de la santé aux soins intensifs	CCM / SPGCC	6 0	0%
				7-day average / Moyenne de 7 jours
Current vented patients (includes COVID+)	Patients actuellement branchés à un respirateur (incluent les COVID+)	CCSO / SOSMPC	N/A / S.O.***	N/A / S.O.***
CRCI Vented	COVID+ sur respirateur	CCSO / SOSMPC	N/A / S.O.***	N/A / S.O.***
Daily Count / Nombre quotidien				



Active Outbreaks	Éclosions actives	Data Source / Source des données	Yesterday / Hier	7-day average / Moyenne de 7 jours
Hospitals	Hôpitaux	CCM / SPGCC	15	10
Long-Term Care Homes	CSLD	CCM / SPGCC	74	62
Retirement Homes	Maisons de retraite	CCM / SPGCC	44	41
Group Homes	Foyers de groupe	CCM / SPGCC	27	24
Correctional Facilities	Établissements correctionnels	CCM / SPGCC	2	1
Shelters	Refuges	CCM / SPGCC	7	7
Daycare	Services de garde d'enfants	CCM / SPGCC	36	31
Workplace - Farm	Lieux de travail - Fermes	CCM / SPGCC	4	4
Workplace - Food Processing	Lieux de travail – Transformation alimentaire	CCM / SPGCC	12	12
Workplace - Other	Lieux de travail - Autres	CCM / SPGCC	90	100
Other Congregate Settings	Autres cadres d'hébergement en commun	CCM / SPGCC	54	58
Undefined	Non défini	CCM / SPGCC	4	5
Schools - Elementary	Écoles primaires	CCM / SPGCC	29	27
Schools - Secondary	Écoles secondaires	CCM / SPGCC	4	4
Schools - Elementary/Secondary	Écoles primaires/secondaires	CCM / SPGCC	4	3

CCM = Provincial Case and Contact Management Solution; PHO = Public Health Ontario; NOC = COVID19 Provincial Diagnostic Network Operations Centre; CCSO = Critical Care Services Ontario; dBCS = Daily Bed Census; CRCI = COVID-Related Critical Illness (COVID-Related Critical Illness (CRCI) is defined as: Admission to the ICU because of a clinical syndrome consistent with COVID AND the patient has had a positive test that is consistent with acute COVID illness. COVID+ is a sub-set of CRCI patients whose last COVID test was positive.)

*Effective reproduction number (Rt) is updated twice weekly and not daily. Rt is not calculated for PHU Regions with case counts < 12 over the reporting period.

** As we often observe on weekends, a number of hospitals (approximately 40) did not submit data to the Daily Bed Census for October 16. We anticipate the number of hospitalized patients may increase when reporting compliance increases.

*** Report not available on October 18 2020. Reporting will resume on October 19 2020.

Update

- The [Ontario government is adding York Region](#) to the City of Ottawa, City of Toronto and Region of Peel, as areas with higher community spread of COVID-19. The change means added precautions are now in place to protect residents and staff at long-term care homes in these regions. On the advice of the Chief Medical Officer of Health:
 - Essential visitors, including caregivers, are the only visitors allowed.
 - Effective Monday, October 19 at 12:01 a.m., and until further notice, short-term and temporary absences for social or personal reasons will not be allowed. Only absences for medical or compassionate reasons will be allowed.

Looking for more information?

- For more information about cases and deaths in Ontario over the course of this pandemic, and for breakdowns by region, age, and sex, please view the [Ontario COVID-19 Data Tool](#) by Public Health Ontario.
- Please visit the ministry website for sector-specific [guidance](#) and [directives, memorandums and other resources](#).