

Situation Report #262: COVID-19

Ministry of Health | Health System Emergency Management Branch

October 13, 2020

Situation:

Case count as of 10:00 am October 13, 2020 / Nombre de cas à 10h00 le 13 octobre 2020				
Area / Région	Case count / Nombre de cas	Change from yesterday / Changement par rapport à hier	Deaths / Décès	Change from yesterday / Changement par rapport à hier
Worldwide total / Total mondial	38 122 162	+ 287 525	1 086 643	+ 4 079
Canada*	182 839	+ 975	9 627	+ 14
Ontario**	60 692	+ 746	3 017	+ 9

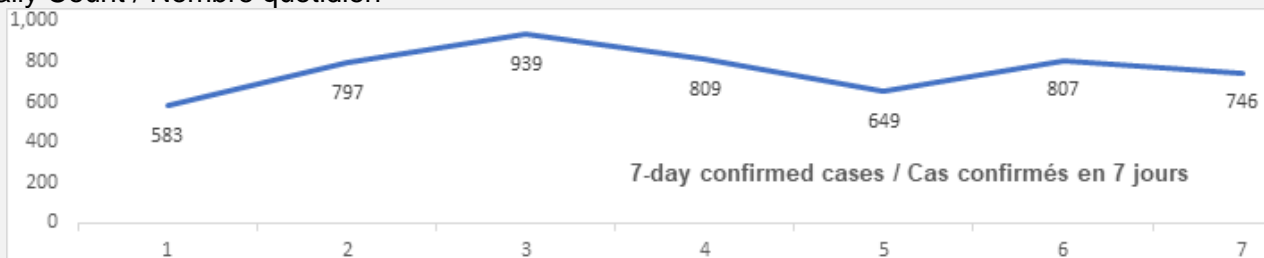
* Numbers from PHAC current as of 7 p.m. yesterday / Chiffres de l'ASPC à jour à 19h hier

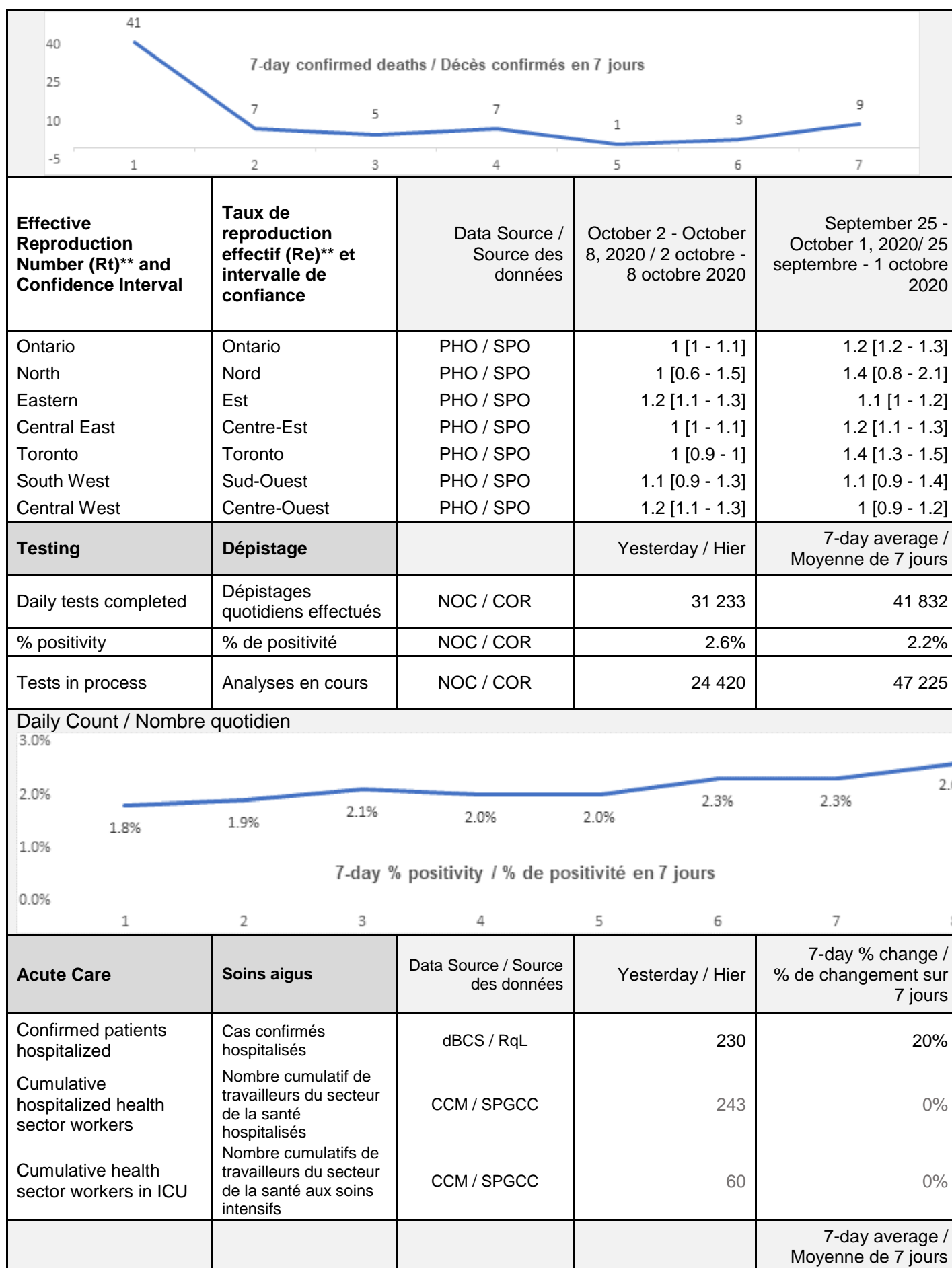
** Ontario current as of 8:00 a.m. today / Chiffres de l'Ontario à jour à 8h aujourd'hui.

Ontario:

Confirmed Cases	Cas confirmés	Data Source / Source des données	Yesterday / Hier	7-day % change / % de changement sur 7 jours
Cumulative Cases	Nombre cumulatif de cas	CCM / SPGCC	60 692	10%
Health Sector Worker Cases	Nombre de cas chez les travailleurs du secteur de la santé	CCM / SPGCC	7 018	3%
Cumulative Resolved	Nombre cumulatif de cas résolus	CCM / SPGCC	51 729	10%
Cumulative Deaths	Nombre cumulatif de décès	CCM / SPGCC	3 017	1%
Long-Term Care Home Residents	Nombre de décès de résidents des CSLD	CCM / SPGCC	1 968	1%
Retirement Home Residents	Nombre de décès de résidents des maisons de retraite	CCM / SPGCC	206	0%
Health Sector Workers	Nombre de décès de travailleurs du secteur de la santé	CCM / SPGCC	12	0%

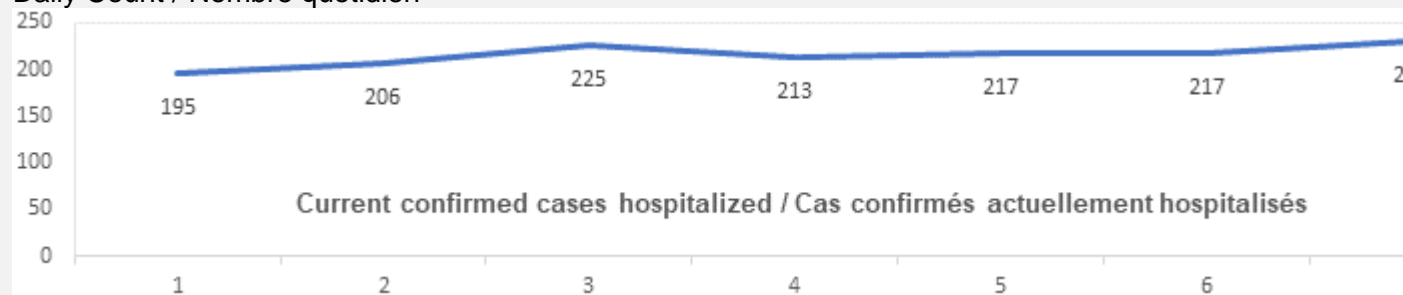
Daily Count / Nombre quotidien





Current vented patients (includes COVID+)	Patients actuellement branchés à un respirateur (incluent les COVID+)	CCSO / SOSMPC	480	5 10
CRCI Vented	COVID+ sur respirateur	CCSO / SOSMPC	37	33

Daily Count / Nombre quotidien



Active Outbreaks	Éclotions actives	Data Source / Source des données	Yesterday / Hier	7-day average / Moyenne de 7 jours
Hospitals	Hôpitaux	CCM / SPGCC	8	8
Long-Term Care Homes	CSLD	CCM / SPGCC	46	49
Retirement Homes	Maisons de retraite	CCM / SPGCC	33	39
Group Homes	Foyers de groupe	CCM / SPGCC	21	18
Correctional Facilities	Établissements correctionnels	CCM / SPGCC	1	1
Shelters	Refuges	CCM / SPGCC	7	7
Daycare	Services de garde d'enfants	CCM / SPGCC	23	29
Workplace - Farm	Lieux de travail - Fermes	CCM / SPGCC	3	3
Workplace - Food Processing	Lieux de travail – Transformation alimentaire	CCM / SPGCC	12	11
Workplace - Other	Lieux de travail - Autres	CCM / SPGCC	109	105
Other Congregate Settings	Autres cadres d'hébergement en commun	CCM / SPGCC	59	64
Undefined	Non défini	CCM / SPGCC	5	6
Schools - Elementary	Écoles primaires	CCM / SPGCC	20	24
Schools - Secondary	Écoles secondaires	CCM / SPGCC	4	4
Schools - Elementary/Secondary	Écoles primaires/secondaires	CCM / SPGCC	0	1

CCM = Provincial Case and Contact Management Solution; PHO = Public Health Ontario; NOC = COVID19 Provincial Diagnostic Network Operations Centre; CCSO = Critical Care Services Ontario; dBCS = Daily Bed Census; CRCI = COVID-Related Critical Illness (COVID-Related Critical Illness (CRCI) is defined as: Admission to the ICU because of a clinical syndrome consistent with COVID, AND the patient has had a positive test that is consistent with acute COVID illness. COVID+ is a sub-set of CRCI patients whose last COVID test was positive.)

**Effective reproduction number (Rt) is updated twice weekly and not daily. Rt is not calculated for PHU Regions with case counts < 12 over the reporting period.

Update

- Ontario Increases Production of COVID-19 Testing Supplies. The Ontario government is investing over \$1.4 million in Mississauga-based Microbix Biosystems to expand production of COVID-19 testing supplies and further support the province in the ongoing fight against COVID-19.
- For more information about cases and deaths in Ontario over the course of this pandemic, and for breakdowns by region, age, and sex, please view the Ontario COVID-19 Data Tool by Public Health Ontario.
- Please visit the ministry website for sector-specific guidance and directives, memorandums and other resources.