

Situation Report #299: COVID-19

Ministry of Health | Health System Emergency Management Branch

November 20, 2020

Situation:

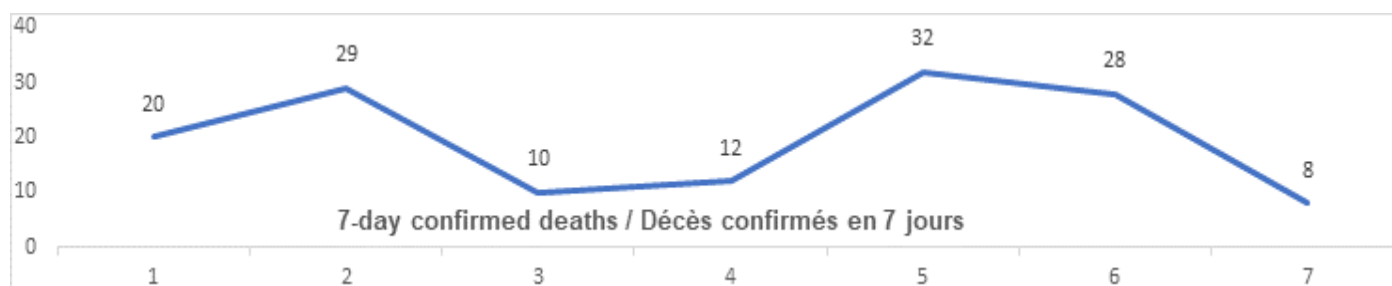
Case count as of November 20, 2020 / Nombre de cas le 20 novembre 2020				
Area / Région	Case count / Nombre de cas	Change from yesterday / Changement par rapport à hier	Deaths / Décès	Change from yesterday / Changement par rapport à hier
Worldwide total / Total mondial*	56 984 076	+ 616 187	1 360 872	+ 10 166
Canada*	315 751	+ 4 642	11 265	+ 79
Ontario**	100 790	+ 1 418	3 451	+ 8

* Numbers from PHAC current as of 7 p.m. yesterday / Chiffres de l'ASPC à jour à 19h hier.

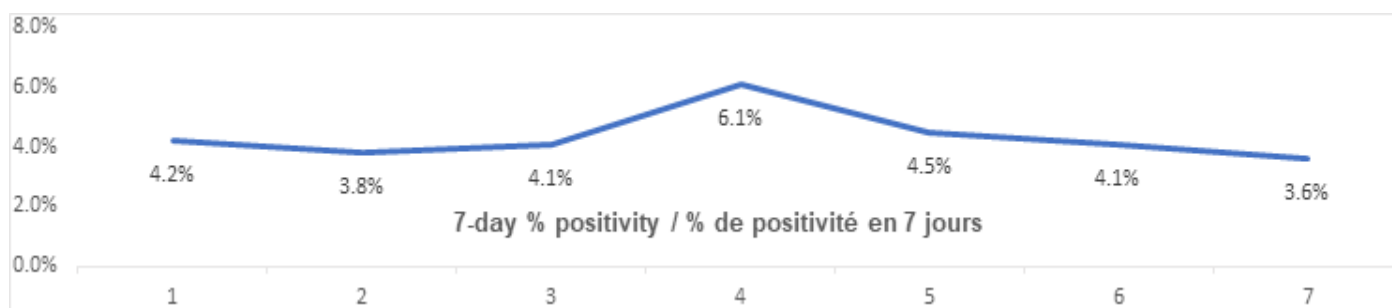
** Ontario current as of 3 p.m. yesterday / Chiffres de l'Ontario à jour à 15h hier.

Ontario:

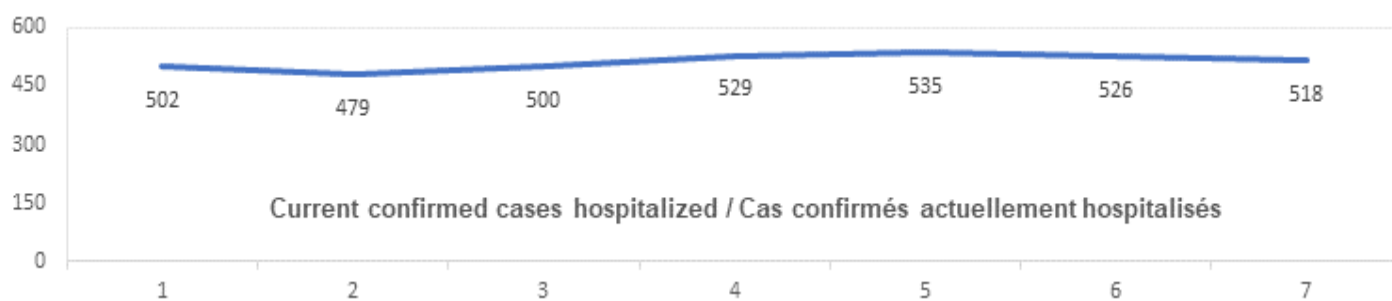
Confirmed Cases	Cas confirmés	Data Source / Source des données	Yesterday / Hier	7-day % change / % de changement sur 7 jours
Cumulative Cases	Nombre cumulatif de cas	CCM / SPGCC	100 790	11%
Health Sector Worker Cases	Nombre de cas chez les travailleurs du secteur de la santé	CCM / SPGCC	8 895	5%
Cumulative Resolved	Nombre cumulatif de cas résolus	CCM / SPGCC	84 716	11%
Cumulative Deaths	Nombre cumulatif de décès	CCM / SPGCC	3 451	4%
Long-Term Care Home Residents	Nombre de décès de résidents des CSLD	Ontario.ca: Status of COVID-19 cases in LTCH		Ontario.ca: État des cas de COVID-19 en FSLD
Retirement Home Residents	Nombre de décès de résidents des maisons de retraite	RHRA Dashboard		Tableau de bord de l'ORMR
Health Sector Workers	Nombre de décès de travailleurs du secteur de la santé	CCM / SPGCC	16	14%
Daily Count / Nombre quotidien				



Effective Reproduction Number (Rt)* and Confidence Interval	Taux de reproduction effectif (Re)* et intervalle de confiance	Data Source / Source des données	November 13, 2020 - November 19, 2020 / 13 novembre, 2020 - 19 novembre, 2020	November 11, 2020 - November 17, 2020 / 11 novembre, 2020 - 17 novembre, 2020
Ontario	Ontario	PHO / SPO	1.1 [1.1 - 1.1]	1.1 [1.1 - 1.1]
North	Nord	PHO / SPO	1 [0.8 - 1.2]	0.9 [0.7 - 1.1]
Eastern	Est	PHO / SPO	0.9 [0.8 - 0.9]	1 [0.9 - 1]
Central East	Centre-Est	PHO / SPO	1 [1 - 1]	1.1 [1.1 - 1.2]
Toronto	Toronto	PHO / SPO	1 [1 - 1.1]	1.1 [1 - 1.1]
South West	Sud-Ouest	PHO / SPO	0.9 [0.9 - 1]	1.1 [1 - 1.2]
Central West	Centre-Ouest	PHO / SPO	1 [0.9 - 1]	1 [1 - 1.1]
Testing	Dépistage		Yesterday / Hier	7-day average / Moyenne de 7 jours
Daily tests completed	Dépistages quotidiens effectués	NOC / COR	48 173	38 616
% positivity	% de positivité	NOC / COR	3.6%	4.3%
Tests in process	Analyses en cours	NOC / COR	46 609	33 625
Daily Count / Nombre quotidien				



Acute Care	Soins aigus	Data Source / Source des données	Yesterday / Hier	7-day % change / % de changement sur 7 jours
Confirmed patients hospitalized	Cas confirmés hospitalisés	dBCS / RqL	518	15%
Cumulative hospitalized health sector workers	Nombre cumulatif de travailleurs du secteur de la santé hospitalisés	CCM / SPGCC	262	2%
Cumulative health sector workers in ICU	Nombre cumulatifs de travailleurs du secteur de la santé aux soins intensifs	CCM / SPGCC	6 1	2%
				7-day average / Moyenne de 7 jours
Current vented patients (includes COVID+)	Patients actuellement branchés à un respirateur (incluent les COVID+)	CCSO / SOSMPC	615	5 87
CRCI Vented	COVID+ sur respirateur	CCSO / SOSMPC	98	83
Daily Count / Nombre quotidien				



Active Outbreaks	Éclosions actives	Data Source / Source des données	Yesterday / Hier	7-day average / Moyenne de 7 jours
Congregate Care / Habitations collectives				
LTCH	FLSD	CCM / SPGCC	96	97
RH	MR	CCM / SPGCC	64	61
Hospital	Hôpital	CCM / SPGCC	27	26
Congregate Living / Hébergement collectif				
Group Homes / Supportive Housing	Foyers de groupe / logement avec services de soutien	CCM / SPGCC	27	28
Shelter	Refuge	CCM / SPGCC	12	12
Correctional Facilities	Établissements correctionnels	CCM / SPGCC	2	2
Short-term Accommodation	Logement temporaire	CCM / SPGCC	2	2
Other congregate	Autre hébergement collectif	CCM / SPGCC	8	7
Education / Éducation				
Childcare	Garde d'enfants	CCM / SPGCC	48	49
Elementary school	École élémentaire	CCM / SPGCC	67	64
Secondary school	École secondaire	CCM / SPGCC	18	19
Elementary/Secondary school	École élémentaire/secondaire	CCM / SPGCC	5	5
Post-Secondary	Postsecondaire	CCM / SPGCC	2	2
Workplaces / Lieu de travail				
Farm	Exploitation agricole	CCM / SPGCC	5	4
Food Processing	Transformation alimentaire	CCM / SPGCC	11	11
Retail	Vente au détail	CCM / SPGCC	4	7
Medical/Health Service	Service médical / de santé	CCM / SPGCC	6	5
Other Workplace	Autre lieu de travail	CCM / SPGCC	136	138
Recreational / Loisir				
Bar / Restaurant / Nightclub	Bar / restaurant / boîte de nuit	CCM / SPGCC	17	19
Recreational Fitness	Activités de conditionnement physique récréatives	CCM / SPGCC	10	10
Personal Service Setting	Établissement de services personnels	CCM / SPGCC	1	1
Other recreational setting	Autre établissement de loisir	CCM / SPGCC	16	18
Other / Autre				
Other	Autre	CCM / SPGCC	6	15
Undefined	Indéfini	CCM / SPGCC	1	3

CCM = Provincial Case and Contact Management Solution; PHO = Public Health Ontario; NOC = COVID19 Provincial Diagnostic Network Operations Centre; CCSO = Critical Care Services Ontario; dBCS = Daily Bed Census; CRCI = COVID-Related Critical Illness (COVID-Related Critical Illness (CRCI) is defined as: Admission to the ICU because of a clinical syndrome consistent with COVID, AND the patient has had a positive test that is consistent with acute COVID illness. COVID+ is a sub-set of CRCI patients whose last COVID test was positive.)

*Effective reproduction number (Rt) is updated twice weekly and not daily. Rt is not calculated for PHU Regions with case counts < 12 over the reporting period.

Update

- [Ontario Extends COVID-19 Orders](#). The Ontario government, in consultation with the Chief Medical Officer of Health, has extended all orders currently in force under the Reopening Ontario (A Flexible Response to COVID-19) Act, 2020 (ROA) until December 21, 2020.
- [Ontario Taking Further Action to Stop the Spread of COVID-19](#) . In consultation with the Chief Medical Officer of Health, local medical officers of health, and other health experts, the province is moving certain public health unit regions to new levels in the Keeping Ontario Safe and Open Framework, which includes moving Toronto and Peel into Lockdown. These necessary measures are being taken to limit community transmission of COVID-19 in order to keep schools open, safeguard health system capacity, and protect the province's most vulnerable populations.
- A number of COVID-19 testing-related guidance documents have been posted to the [Ministry's website](#) including:
 - [Considerations for Employer Antigen Screening Pilot](#)
 - [Considerations for Privately-Initiated Testing](#)
 - [Case & Contact Management Guidance Appendix 9: Management of Individuals with Point-of-Care Results](#)
 - [Updated Provincial Testing Guidance](#)
 - [Updated Case Definition](#)
 - [Updated Quick Reference Public Health Guidance on Testing and Clearance](#)

Looking for more information?

- For more information about cases and deaths in Ontario over the course of this pandemic, and for breakdowns by region, age, and sex, please view the [Government of Ontario website](#) or the [Ontario COVID-19 Data Tool](#) by Public Health Ontario.
- Please visit the ministry website for sector-specific [guidance](#) and [directives, memorandums and other resources](#).