

Situation Report #154: COVID-19

Ministry of Health | Health System Emergency Management Branch

June 27, 2020

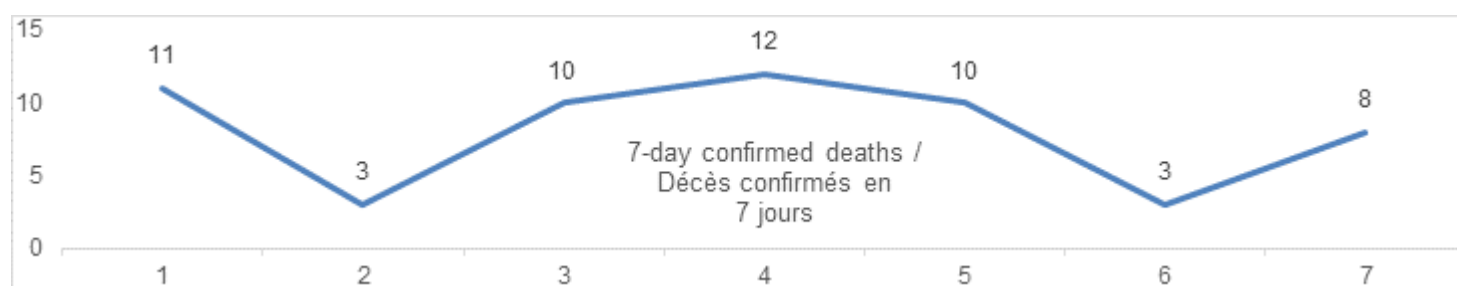
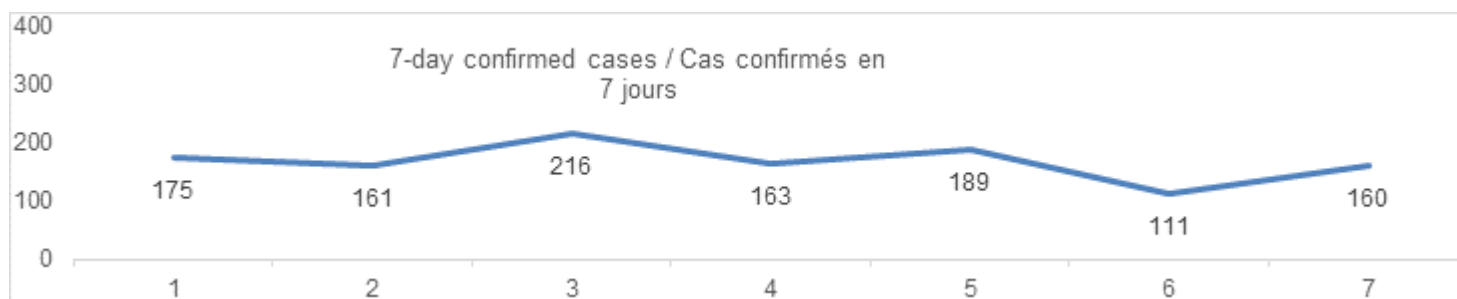
Situation:

Case count as of 8:00 a.m. June 27, 2020 / Nombre de cas à 8h le 27 juin 2020				
Area / Région	Case count	Change from yesterday	Deaths / Décès	Change from yesterday
Worldwide total / Total mondial	9,975,629	+237,263	498,314	+5,926
Canada	102,954	+332	8,516	+12
Ontario	34,476	+160	2,652	+08

Ontario:

Confirmed Cases	Cas confirmés	Data Source / Source des données	Yesterday / Hier	7-day % change / % de changement sur 7 jours
Cumulative Cases	Nombre cumulatif de cas	iPHIS / SIISP	34 476	4%
Health Sector Worker Cases	Nombre de cas chez les travailleurs du secteur de la santé	iPHIS / SIISP	5 948	5%
Cumulative Resolved	Nombre cumulatif de cas résolus	iPHIS / SIISP	29 932	6%
Cumulative Deaths	Nombre cumulatif de décès	iPHIS / SIISP	2 652	2%
Long-Term Care Home Residents	Nombre de décès de résidents des CSLD	iPHIS / SIISP	1 698	3%
Retirement Home Residents	Nombre de décès de résidents des maisons de retraite	iPHIS / SIISP	186	2%
Health Sector Workers	Nombre de décès de travailleurs du secteur de la santé	iPHIS / SIISP	11	0%
Mode of Acquisition*	Mode d'acquisition*			Percent of Total / % du total
Outbreak-associated or close contact of a confirmed case	Associés à l'écllosion ou contact étroit avec un cas confirmé	iPHIS / SIISP	21 215	62%
Travel	Voyage	iPHIS / SIISP	1 611	5%
No known epidemiological link	Aucun lien épidémiologique connu	iPHIS / SIISP	6 731	20%
Information missing or pending	Renseignement manquant ou en attente	iPHIS / SIISP	2 997	9%

Daily Count / Nombre quotidien

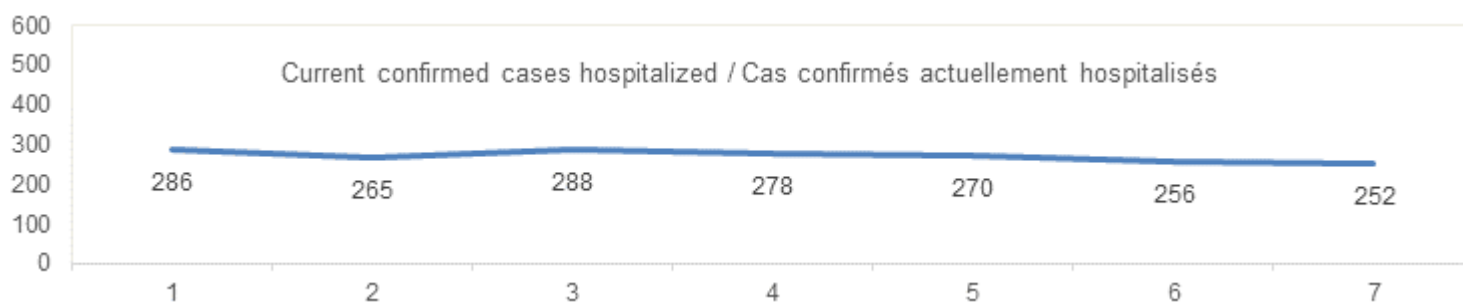


Effective Reproduction Number (Rt)** and Confidence Interval	Taux de reproduction effectif (Re)** et intervalle de confiance	Data Source / Source des données	June 17-23, 2020 / 17-23 juin 2020	June 13-19, 2020 / 13-19 juin 2020
Ontario	Ontario	PHO / SPO	1.0 [0.9 - 1.0]	0.9 [0.8 - 0.9]
North	Nord	PHO / SPO	2.1 [1.3 - 3.1]	N/A**
Eastern	Est	PHO / SPO	0.9 [0.6 - 1.2]	1 [0.8 - 1.4]
Central East	Centre-Est	PHO / SPO	1.1 [1 - 1.2]	0.9 [0.8 - 1.0]
Toronto	Toronto	PHO / SPO	0.8 [0.7 - 0.9]	0.8 [0.7 - 0.8]
South West	Sud-Ouest	PHO / SPO	1 [0.9 - 1.2]	0.9 [0.8 - 1.1]
Central West	Centre-Ouest	PHO / SPO	1.1 [1 - 1.3]	0.9 [0.7 - 1.0]
Testing	Dépistage		Yesterday / Hier	7-day average / Moyenne de 7 jours
Daily tests completed	Dépistages quotidiens effectués	NOC / COR	33 492	25 212
% positivity	% de positivité	NOC / COR	1.1%	1.3%
Tests in process	Analyses en cours	NOC / COR	33 759	22 278

Daily Count / Nombre quotidien



Acute Care	Soins aigus	Data Source / Source des données	Yesterday / Hier	7-day % change / % de changement sur 7 jours
Confirmed patients hospitalized	Cas confirmés hospitalisés	dBCS / RqL	252	-24%
Cumulative hospitalized health sector workers	Nombre cumulatif de travailleurs du secteur de la santé hospitalisés	iPHIS / SIISP	228	8%
Cumulative health sector workers in ICU	Nombre cumulatifs de travailleurs du secteur de la santé aux soins intensifs	iPHIS / SIISP	55	10%
				7-day average / Moyenne de 7 jours
Current vented patients (includes COVID+)	Patients actuellement branchés à un respirateur (incluent les COVID+)	CCSO / SOSMPC	486	516
CRCI Vented	COVID+ sur respirateur	CCSO / SOSMPC	53	65
Daily Count / Nombre quotidien				



Active Outbreaks	Éclosions actives	Data Source / Source des données	Yesterday / Hier	7-day average / Moyenne de 7 jours
Hospitals	Hôpitaux	iPHIS / SIISP	4	4
Long-Term Care Homes	CSLD	iPHIS / SIISP	71	73
Retirement Homes	Maisons de retraite	iPHIS / SIISP	17	18
Group Homes	Foyers de groupe	iPHIS / SIISP	15	16
Correctional Facilities	Établissements correctionnels	iPHIS / SIISP	1	2
Shelters	Refuges	iPHIS / SIISP	4	6
Daycare	Services de garde d'enfants	iPHIS / SIISP	1	1
Workplace - Farm	Lieux de travail - Fermes	iPHIS / SIISP	16	13
Workplace - Food Processing	Lieux de travail – Transformation alimentaire	iPHIS / SIISP	15	13
Workplace - Other	Lieux de travail - Autres	iPHIS / SIISP	56	64
Other Congregate Settings	Autres cadres d'hébergement en commun	iPHIS / SIISP	13	11
Undefined	Non défini	iPHIS / SIISP	2	3

iPHIS = integrated Public Health Information System; PHO = Public Health Ontario; NOC = COVID19 Provincial Diagnostic Network Operations Centre; CCSO = Critical Care Services Ontario; dBCS = Daily Bed Census; CRCI = COVID-Related Critical Illness (COVID-Related Critical Illness (CRCI) is defined as: Admission to the ICU because of a clinical syndrome consistent with COVID, AND the patient has had a positive test that is consistent with acute COVID illness. COVID+ is a sub-set of CRCI patients whose last COVID test was positive.).

*Mode of acquisition is identified following the public health investigation and may not be available at the time the case is reported. Reported numbers should not be interpreted as mode of acquisition for the previous day's case count. The mode of acquisition is updated twice per week.

**Effective reproduction number (Rt) is updated twice weekly and not daily. Rt is not calculated for PHU Regions with case counts < 12 over the reporting period.

- For more information about cases and deaths in Ontario over the course of this pandemic, and for breakdowns by region, age, and sex, please view the [Ontario COVID-19 Data Tool](#) by Public Health Ontario.
- Please visit the ministry website for sector-specific [guidance](#) and [directives, memorandums and other resources](#).

Update :

- The Ontario government has extended all emergency orders currently in force that were made under s.7.0.2 (4) of the *Emergency Management and Civil Protection Act* until July 10, 2020, while removing restrictions that were limiting access to certain sport training facilities. This decision was made in consultation with Ontario's Chief Medical Officer of Health to ensure the safe and gradual reopening of the province on a regional basis can continue as part of Ontario's Framework for Reopening the Province.