

Situation Report #165: COVID-19

Ministry of Health | Health System Emergency Management Branch

July 8, 2020

Situation:

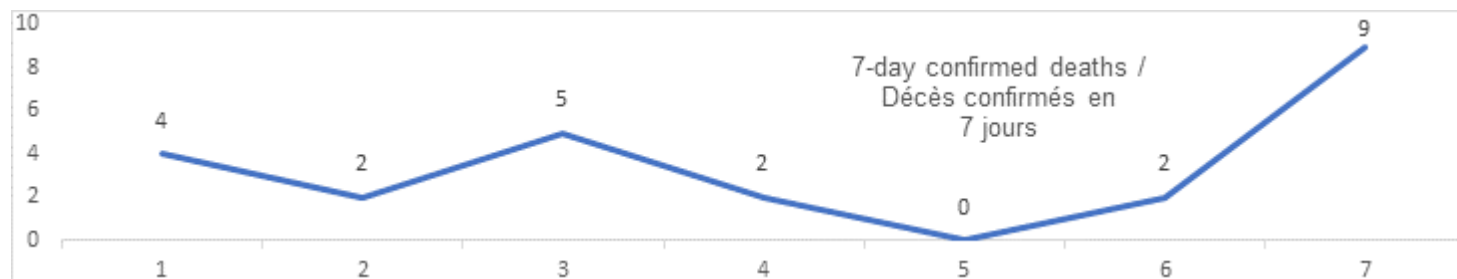
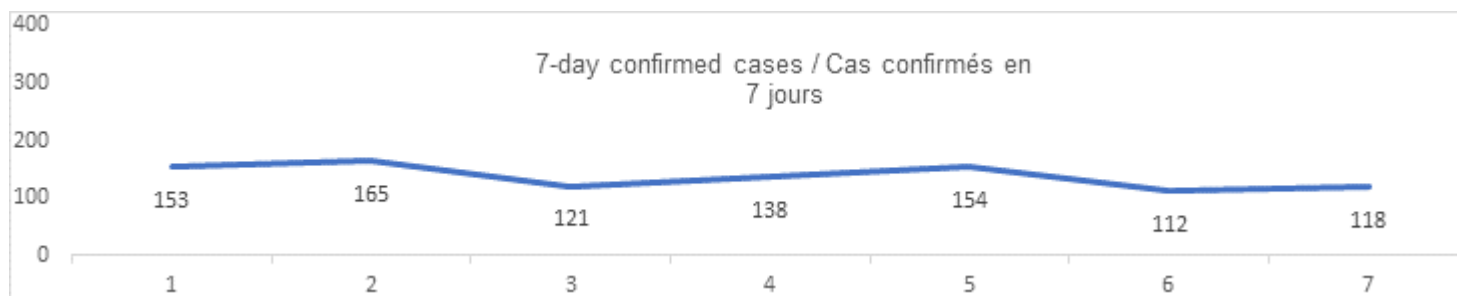
| Case count as of 8:00 a.m. July 8, 2020 / Nombre de cas à 8h le 8 juillet 2020 | | | | |
|--|-------------------|-----------------------|----------------|-----------------------|
| Area / Région | Case count | Change from yesterday | Deaths | Change from yesterday |
| Worldwide total / Total mondial | 11 980 840 | +209 511 | 547 321 | +5 820 |
| Canada* | 106 167 | +232 | 8 711 | +18 |
| Ontario** | 36 178 | +118 | 2 700 | +09 |

* Numbers from PHAC current as of 7 p.m. yesterday / Chiffres de l'ASPC à jour à 19h hier

** Ontario current as of 8:00 a.m. today / Chiffres de l'Ontario à jour à 8h aujourd'hui

Ontario:

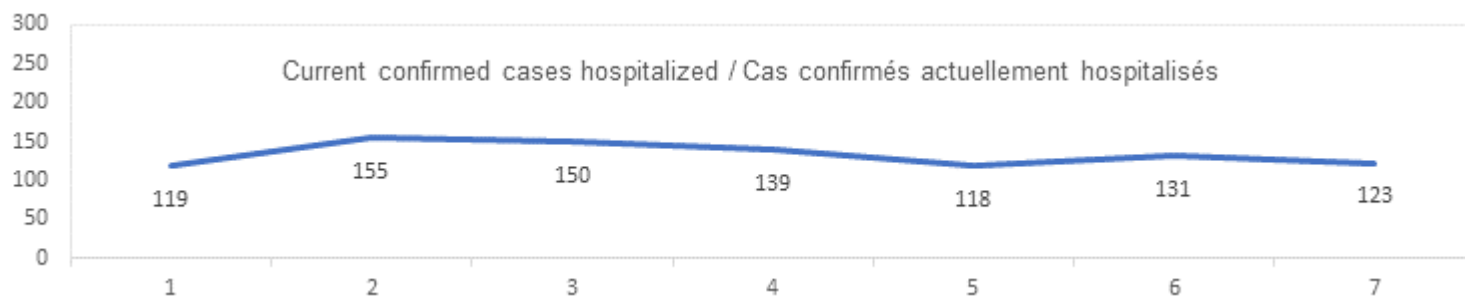
| Confirmed Cases | Cas confirmés | Data Source | Yesterday / Hier | 7-day % change |
|--|---|---------------|------------------|-------------------------------|
| Cumulative Cases | Nombre cumulatif de cas | iPHIS / SIISP | 36 178 | 3% |
| Health Sector Worker Cases | Nombre de cas chez les travailleurs du secteur de la santé | iPHIS / SIISP | 6 099 | 2% |
| Cumulative Resolved | Nombre cumulatif de cas résolus | iPHIS / SIISP | 31 805 | 4% |
| Cumulative Deaths | Nombre cumulatif de décès | iPHIS / SIISP | 2 700 | 1% |
| Long-Term Care Home Residents | Nombre de décès de résidents des CSLD | iPHIS / SIISP | 1 722 | 1% |
| Retirement Home Residents | Nombre de décès de résidents des maisons de retraite | iPHIS / SIISP | 188 | 1% |
| Health Sector Workers | Nombre de décès de travailleurs du secteur de la santé | iPHIS / SIISP | 11 | 0% |
| Mode of Acquisition* | Mode d'acquisition* | | | Percent of Total / % du total |
| Outbreak-associated or close contact of a confirmed case | Associés à l'écllosion ou contact étroit avec un cas confirmé | iPHIS / SIISP | 21 215 | 59% |
| Travel | Voyage | iPHIS / SIISP | 1 611 | 4% |
| No known epidemiological link | Aucun lien épidémiologique connu | iPHIS / SIISP | 6 731 | 19% |
| Information missing or pending | Renseignement manquant ou en attente | iPHIS / SIISP | 2 997 | 8% |
| Daily Count / Nombre quotidien | | | | |



| Effective Reproduction Number (Rt)** and Confidence Interval | Taux de reproduction effectif (Re)** et intervalle de confiance | Data Source / Source des données | June 30-July 6 2020/ 30 juin-6 juillet 2020 | June 26 -July 3 2020/ 26 juin-2 juillet 2020 |
|--|---|----------------------------------|---|--|
| Ontario | Ontario | PHO / SPO | 0.8 [0.8 - 0.9] | 1 [0.9 – 1.1] |
| North | Nord | PHO / SPO | N/A / S.O. | N/A / S.O. |
| Eastern | Est | PHO / SPO | 1.1 [0.8 – 1.4] | 1.3 [1 – 1.6] |
| Central East | Centre-Est | PHO / SPO | 0.9 [0.8 – 1] | 0.9 [0.8 – 0.9] |
| Toronto | Toronto | PHO / SPO | 1 [0.9 – 1.1] | 1.1 [1 – 1.2] |
| South West | Sud-Ouest | PHO / SPO | 0.4 [0.4 – 0.5] | 1.3 [1.2 – 1.5] |
| Central West | Centre-Ouest | PHO / SPO | 0.9 [0.7 – 1] | 0.8 [0.7 – 0.9] |
| Testing | Dépistage | | Yesterday / Hier | 7-day average / Moyenne de 7 jours |
| Daily tests completed | Dépistages quotidiens effectués | NOC / COR | 22 832 | 21 284 |
| % positivity | % de positivité | NOC / COR | 0.9% | 0.9% |
| Tests in process | Analyses en cours | NOC / COR | 17 116 | 13 536 |
| Daily Count / Nombre quotidien | | | | |



| Acute Care | Soins aigus | Data Source / Source des données | Yesterday / Hier | 7-day % change / % de changement sur 7 jours |
|---|--|----------------------------------|------------------|--|
| Confirmed patients hospitalized | Cas confirmés hospitalisés | dBCS / RqL | 123 | -42% |
| Cumulative hospitalized health sector workers | Nombre cumulatif de travailleurs du secteur de la santé hospitalisés | iPHIS / SIISP | 234 | 1% |
| Cumulative health sector workers in ICU | Nombre cumulatifs de travailleurs du secteur de la santé aux soins intensifs | iPHIS / SIISP | 59 | 5% |
| | | | | 7-day average / Moyenne de 7 jours |
| Current vented patients (includes COVID+) | Patients actuellement branchés à un respirateur (incluent les COVID+) | CCSO / SOSMPC | 496 | 456 |
| CRCI Vented | COVID+ sur respirateur | CCSO / SOSMPC | 44 | 43 |
| Daily Count / Nombre quotidien | | | | |



| Active Outbreaks | Éclosions actives | Data Source / Source des données | Yesterday / Hier | 7-day average / Moyenne de 7 jours |
|-----------------------------|---|----------------------------------|------------------|------------------------------------|
| Hospitals | Hôpitaux | iPHIS / SIISP | 6 | 6 |
| Long-Term Care Homes | CSLD | iPHIS / SIISP | 44 | 50 |
| Retirement Homes | Maisons de retraite | iPHIS / SIISP | 15 | 15 |
| Group Homes | Foyers de groupe | iPHIS / SIISP | 11 | 12 |
| Correctional Facilities | Établissements correctionnels | iPHIS / SIISP | 1 | 1 |
| Shelters | Refuges | iPHIS / SIISP | 3 | 3 |
| Daycare | Services de garde d'enfants | iPHIS / SIISP | 1 | 1 |
| Workplace - Farm | Lieux de travail - Fermes | iPHIS / SIISP | 13 | 13 |
| Workplace - Food Processing | Lieux de travail – Transformation alimentaire | iPHIS / SIISP | 16 | 15 |
| Workplace - Other | Lieux de travail - Autres | iPHIS / SIISP | 69 | 64 |
| Other Congregate Settings | Autres cadres d'hébergement en commun | iPHIS / SIISP | 12 | 12 |
| Undefined | Non défini | iPHIS / SIISP | 2 | 4 |

iPHIS = integrated Public Health Information System; PHO = Public Health Ontario; NOC = COVID19 Provincial Diagnostic Network Operations Centre; CCSO = Critical Care Services Ontario; dBCS = Daily Bed Census; CRCI = COVID-Related Critical Illness (COVID-Related Critical Illness (CRCI) is defined as: Admission to the ICU because of a clinical syndrome consistent with COVID AND the patient has had a positive test that is consistent with acute COVID illness. COVID+ is a sub-set of CRCI patients whose last COVID test was positive.) MLTC = Ministry of Long-Term Care; RHRA = Retirement Homes Regulatory Authority; SOLGEN = Ministry of the Solicitor General.

*Mode of acquisition is identified following the public health investigation and may not be available at the time the case is reported. Reported numbers should not be interpreted as mode of acquisition for the previous day's case count. The mode of acquisition is updated twice per week.

**Effective reproduction number (Rt) is updated twice weekly and not daily. Rt is not calculated for PHU Regions with case counts < 12 over the reporting period.

- For more information about cases and deaths in Ontario over the course of this pandemic, and for breakdowns by region, age, and sex, please view the [Ontario COVID-19 Data Tool](#) by Public Health Ontario.
- Please visit the ministry website for sector-specific [guidance](#) and [directives, memorandums and other resources](#).