

# Situation Report #172: COVID-19

Ministry of Health | Health System Emergency Management Branch

July 15, 2020

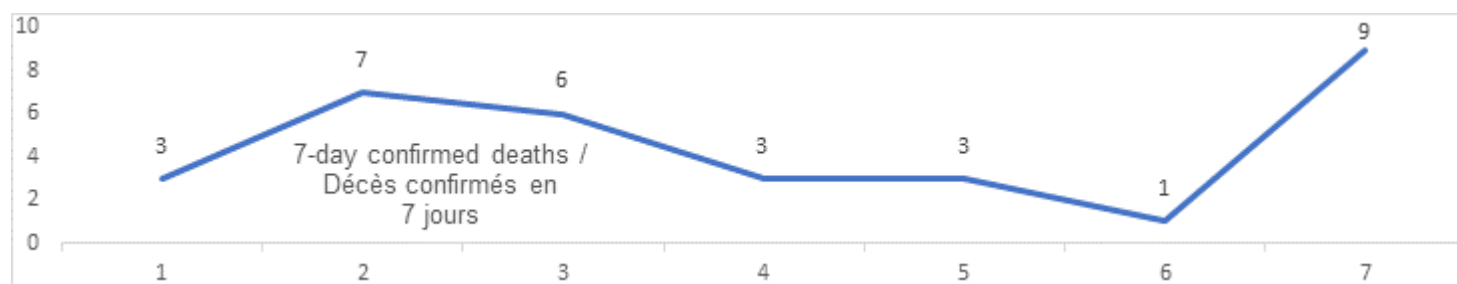
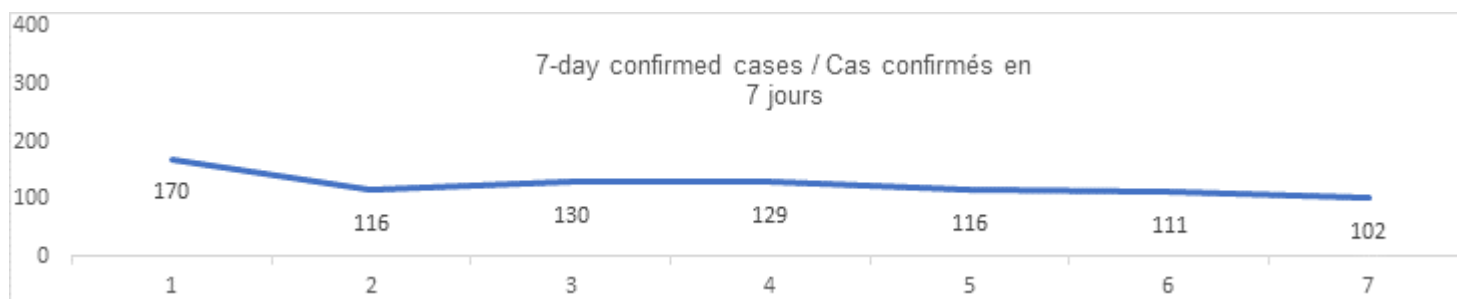
## Situation:

Case count as of 8:00 a.m. July 15, 2020 / Nombre de cas à 8h00 le 15 juillet 2020				
Area / Région	Case count / Nombre de cas	Change from yesterday	Deaths / Décès	Change from yesterday
<b>Worldwide total / Total mondial</b>	<b>13 493 513</b>	<b>+227 740</b>	<b>582 106</b>	<b>+5 856</b>
<b>Canada*</b>	108 486	+331	8 798	+08
<b>Ontario**</b>	37 052	+102	2 732	+09

\*\* Ontario current as of 8:00 a.m. today / Chiffres de l'Ontario à jour à 8h aujourd'hui

## Ontario:

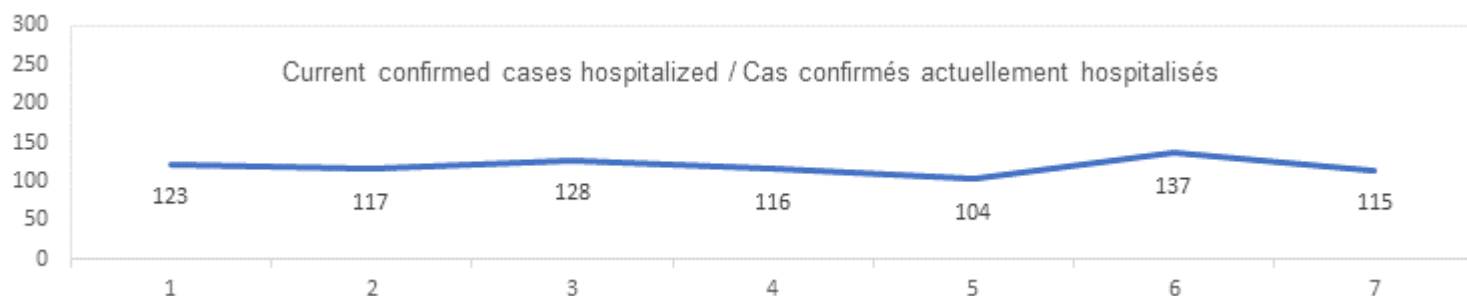
Confirmed Cases	Cas confirmés	Data Source / Source des données	Yesterday / Hier	7-day % change / % de changement sur 7 jours
Cumulative Cases	Nombre cumulé de cas	iPHIS / SIISP	37 052	2%
Health Sector Worker Cases	Nombre de cas chez les travailleurs du secteur de la santé	iPHIS / SIISP	6 265	3%
Cumulative Resolved	Nombre cumulé de cas résolus	iPHIS / SIISP	32 920	4%
Cumulative Deaths	Nombre cumulé de décès	iPHIS / SIISP	2 732	1%
Long-Term Care Home Residents	Nombre de décès de résidents des CSLD	iPHIS / SIISP	1 730	0%
Retirement Home Residents	Nombre de décès de résidents des maisons de retraite	iPHIS / SIISP	187	-1%
Health Sector Workers	Nombre de décès de travailleurs du secteur de la santé	iPHIS / SIISP	11	0%
Mode of Acquisition*	Mode d'acquisition*			Percent of Total / % du total
Outbreak-associated or close contact of a confirmed case	Associés à l'écllosion ou contact étroit avec un cas confirmé	iPHIS / SIISP	21 215	57%
Travel	Voyage	iPHIS / SIISP	1 611	4%
No known epidemiological link	Aucun lien épidémiologique connu	iPHIS / SIISP	6 731	18%
Information missing or pending	Renseignement manquant ou en attente	iPHIS / SIISP	2 997	8%
Daily Count / Nombre quotidien				



Effective Reproduction Number (Rt)** and Confidence Interval	Taux de reproduction effectif (Re)** et intervalle de confiance	Data Source / Source des données	July 7-July 13 2020/ 7 juillet- 13 juillet 2020	July 3-July 9 2020/ 3 juillet-9 juillet 2020
Ontario	Ontario	PHO / SPO	1 [0.9 - 1]	0.9 [0.8 - 0.9]
North	Nord	PHO / SPO	N/A / S.O.	N/A / S.O.
Eastern	Est	PHO / SPO	1 [0.7 - 1.3]	0.9 [0.6 - 1.1]
Central East	Centre-Est	PHO / SPO	1 [0.9 - 1.1]	1 [0.9 - 1.1]
Toronto	Toronto	PHO / SPO	0.9 [0.8 - 1]	0.8 [0.8 - 0.9]
South West	Sud-Ouest	PHO / SPO	1 [0.9 - 1.2]	0.9 [0.7 - 1]
Central West	Centre-Ouest	PHO / SPO	0.9 [0.8 - 1.2]	0.8 [0.7 - 1]
Testing	Dépistage		Yesterday / Hier	7-day average / Moyenne de 7 jours
Daily tests completed	Dépistages quotidiens effectués	NOC / COR	23 769	24 352
% positivity	% de positivité	NOC / COR	0.7%	0.8%
Tests in process	Analyses en cours	NOC / COR	22 029	18 480
Daily Count / Nombre quotidien				



Acute Care	Soins aigus	Data Source / Source des données	Yesterday / Hier	7-day % change / % de changement sur 7 jours
Confirmed patients hospitalized	Cas confirmés hospitalisés	dBCS / RqL	115	-7%
Cumulative hospitalized health sector workers	Nombre cumulatif de travailleurs du secteur de la santé hospitalisés	iPHIS / SIISP	233	0%
Cumulative health sector workers in ICU	Nombre cumulatifs de travailleurs du secteur de la santé aux soins intensifs	iPHIS / SIISP	58	-2%
				7-day average / Moyenne de 7 jours
Current vented patients (includes COVID+)	Patients actuellement branchés à un respirateur (incluent les COVID+)	CCSO / SOSMPC	486	469
CRCI Vented	COVID+ sur respirateur	CCSO / SOSMPC	38	38
Daily Count / Nombre quotidien				



Active Outbreaks	Éclosions actives	Data Source / Source des données	Yesterday / Hier	7-day average / Moyenne de 7 jours
Hospitals	Hôpitaux	iPHIS / SIISP	5	6
Long-Term Care Homes	CSLD	iPHIS / SIISP	38	40
Retirement Homes	Maisons de retraite	iPHIS / SIISP	15	15
Group Homes	Foyers de groupe	iPHIS / SIISP	11	11
Correctional Facilities	Établissements correctionnels	iPHIS / SIISP	1	1
Shelters	Refuges	iPHIS / SIISP	3	4
Daycare	Services de garde d'enfants	iPHIS / SIISP	1	1
Workplace - Farm	Lieux de travail - Fermes	iPHIS / SIISP	12	12
Workplace - Food Processing	Lieux de travail – Transformation alimentaire	iPHIS / SIISP	16	16
Workplace - Other	Lieux de travail - Autres	iPHIS / SIISP	70	68
Other Congregate Settings	Autres cadres d'hébergement en commun	iPHIS / SIISP	13	12
Undefined	Non défini	iPHIS / SIISP	4	3

iPHIS = integrated Public Health Information System; PHO = Public Health Ontario; NOC = COVID19 Provincial Diagnostic Network Operations Centre; CCSO = Critical Care Services Ontario; dBCS = Daily Bed Census; CRCI = COVID-Related Critical Illness (COVID-Related Critical Illness (CRCI) is defined as: Admission to the ICU because of a clinical syndrome consistent with COVID AND the patient has had a positive test that is consistent with acute COVID illness. COVID+ is a subset of CRCI patients whose last COVID test was positive.) MLTC = Ministry of Long-Term Care; RHRA = Retirement Homes Regulatory Authority; SOLGEN = Ministry of the Solicitor General.

\*Mode of acquisition is identified following the public health investigation and may not be available at the time the case is reported. Reported numbers should not be interpreted as mode of acquisition for the previous day's case count. The mode of acquisition is updated twice per week.

\*\*Effective reproduction number (Rt) is updated twice weekly and not daily. Rt is not calculated for PHU Regions with case counts < 12 over the reporting period.

- For more information about cases and deaths in Ontario over the course of this pandemic, and for breakdowns by region, age, and sex, please view the [Ontario COVID-19 Data Tool](#) by Public Health Ontario.
- Please visit the ministry website for sector-specific [guidance](#) and [directives, memorandums and other resources](#).

### Update :

- The Ontario government [announced](#) a redesigned funding model that will lead to the building of additional, modern long-term care homes providing seniors with the quality care they deserve. This new approach will help break down historic barriers and accelerate the construction of urgently needed long-term care projects, and new and redeveloped beds. Over the next five years, the government is investing \$1.75 billion in long-term care homes. It is also updating design standards to include air conditioning for any new and renovated homes, beginning immediately.