

# Situation Report #362: COVID-19

Ministry of Health | Health System Emergency Management Branch

February 8, 2021

## Situation:

Case count as of February 8, 2021 / Nombre de cas le 8 février 2021				
Area / Région	Case count / Nombre de cas	Change from yesterday / Changement par rapport à hier	Deaths / Décès	Change from yesterday / Changement par rapport à hier
Canada*	804 260	+ 3 203	20 767	+ 65
Ontario**	279 472	+ 1 265	6 538	+ 33

\* Numbers from PHAC current as of 7 p.m. yesterday / Chiffres de l'ASPC à jour à 19h hier.

\*\* Ontario current as of 3 p.m. yesterday / Chiffres de l'Ontario à jour à 15h hier.

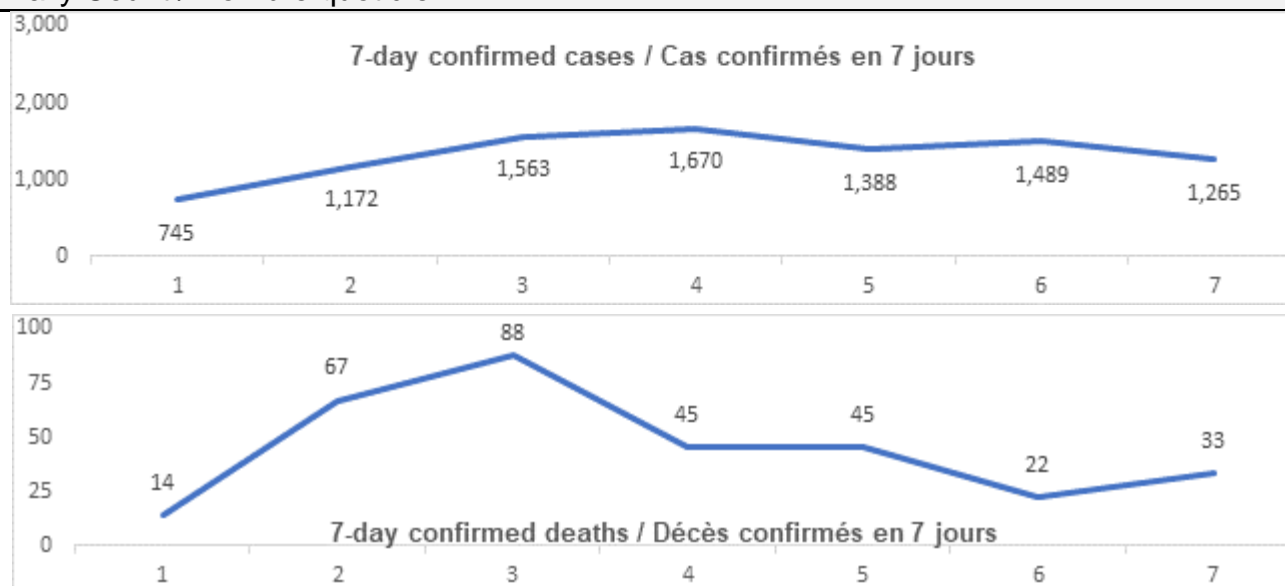
## Ontario:

Vaccination*	Vaccination	Total (cumulative) / Total (cumulatif)
Cumulative vaccine doses administered	Nombre total de doses de vaccin administrées	397 043

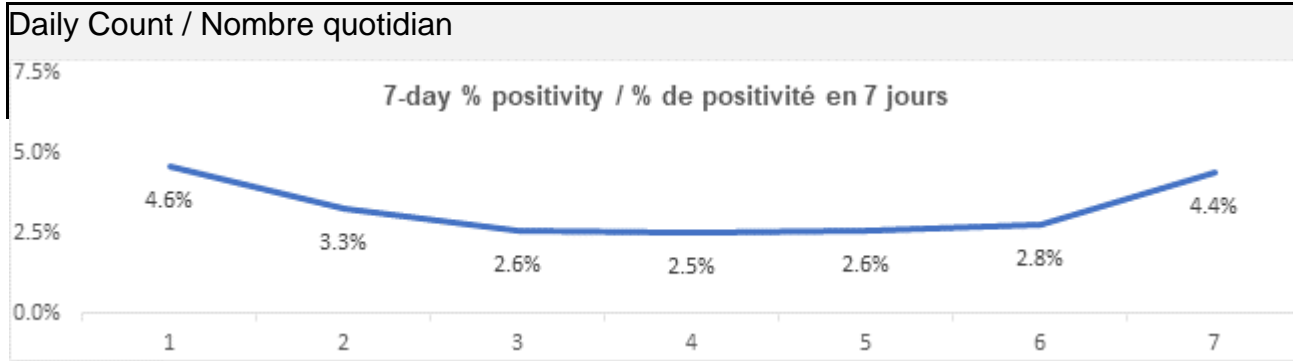
\* Total counts as of 4 p.m. today.

Confirmed Cases	Cas confirmés	Data Source / Source des données	Yesterday / Hier	7-day % change / % de changement sur 7 jours
Cumulative Cases	Nombre cumulatif de cas	CCM / SPGCC	279 472	3%
Health Sector Worker Cases	Nombre de cas chez les travailleurs du secteur de la santé	CCM / SPGCC	17 998	4%
Cumulative Resolved	Nombre cumulatif de cas résolus	CCM / SPGCC	258 603	6%
Cumulative Deaths	Nombre cumulatif de décès	CCM / SPGCC	6 538	5%
Long-Term Care Home Residents	Nombre de décès de résidents des CSLD	<a href="#">Ontario.ca: Status of COVID-19 cases in LTCH</a>		<a href="#">Ontario.ca: État des cas de COVID-19 en FSLD</a>
Retirement Home Residents	Nombre de décès de résidents des maisons de retraite	<a href="#">RHRA Dashboard</a>		<a href="#">Tableau de bord de l'ORMR</a>
Health Sector Worker	Nombre de décès de travailleurs du secteur de la santé	CCM / SPGCC	15	0%

## Daily Count / Nombre quotidien

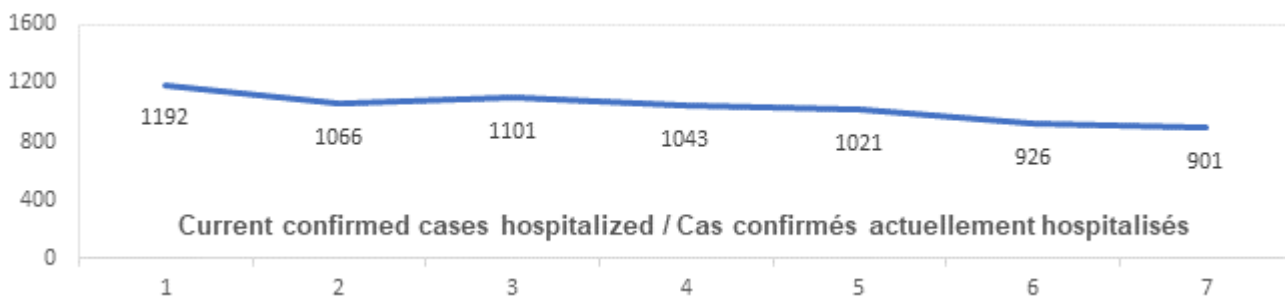


Effective Reproduction Number (Rt)* and Confidence Interval	Taux de reproduction effectif (Re)* et intervalle de confiance	Data Source / Source des données	January 27, 2021 - February 2, 2021 / 27 janvier, 2021 - 2 février, 2021	January 22, 2021 - January 28, 2021 / 22 janvier, 2021 - 28 janvier, 2021
Ontario	Ontario	PHO / SPO	0.90 [0.88 - 0.91]	0.82 [0.80 - 0.83]
North	Nord	PHO / SPO	0.94 [0.83 - 1.05]	1.20 [1.07 - 1.34]
Eastern	Est	PHO / SPO	0.79 [0.73 - 0.86]	0.77 [0.71 - 0.83]
Central East	Centre-Est	PHO / SPO	0.89 [0.87 - 0.92]	0.85 [0.83 - 0.88]
Toronto	Toronto	PHO / SPO	1.00 [0.97 - 1.03]	0.77 [0.75 - 0.80]
South West	Sud-Ouest	PHO / SPO	0.74 [0.69 - 0.78]	0.67 [0.63 - 0.70]
Central West	Centre-Ouest	PHO / SPO	0.83 [0.80 - 0.87]	0.90 [0.86 - 0.93]
Testing	Dépistage		Yesterday / Hier	7-day average / Moyenne de 7 jours
Daily tests completed	Dépistages quotidiens effectués	NOC / COR	28 303	50 064
% positivity	% de positivité	NOC / COR	4.4%	3.3%
Tests in process	Analyses en cours	NOC / COR	10 693	32 136



Acute Care	Soins aigus	Data Source / Source des données	Yesterday / Hier	7-day % change / % de changement sur 7 jours
Confirmed patients hospitalized	Cas confirmés hospitalisés	dBCS / RqL	901	-22%
Cumulative hospitalized health sector workers	Nombre cumulatif de travailleurs du secteur de la santé hospitalisés	CCM / SPGCC	354	1%
Cumulative health sector workers in ICU	Nombre cumulatifs de travailleurs du secteur de la santé aux soins intensifs	CCM / SPGCC	7 8	3%
				7-day average / Moyenne de 7 jours
Current vented patients (includes COVID+)	Patients actuellement branchés à un respirateur (incluent les COVID+)	CCSO / SOSMPC	656	70 8
CRCI Vented	COVID+ sur respirateur	CCSO / SOSMPC	251	26 0

**Daily Count / Nombre quotidien**



Active Outbreaks	Éclosions actives	Data Source / Source des données	Yesterday / Hier	7-day average / Moyenne de 7 jours
<b>Congregate Care / Habitations collectives</b>				
LTCH	FLSD	CCM / SPGCC	223	227
RH	MR	CCM / SPGCC	116	125
Hospital	Hôpital	CCM / SPGCC	71	76
<b>Congregate Living / Hébergement collectif</b>				
Group Homes / Supportive Housing	Foyers de groupe / logement avec services de soutien	CCM / SPGCC	61	63
Shelter	Refuge	CCM / SPGCC	20	20
Correctional Facilities	Établissements correctionnels	CCM / SPGCC	14	13
Short-term Accommodation	Logement temporaire	CCM / SPGCC	5	5
Other congregate	Autre hébergement collectif	CCM / SPGCC	15	19
<b>Education / Éducation</b>				
Childcare	Garde d'enfants	CCM / SPGCC	45	49
Elementary school	École élémentaire	CCM / SPGCC	13	15
Secondary school	École secondaire	CCM / SPGCC	6	8
Elementary/Secondary school	École élémentaire/secondaire	CCM / SPGCC	2	3
Post-Secondary	Postsecondaire	CCM / SPGCC	1	2
<b>Workplaces / Lieu de travail</b>				
Farm	Exploitation agricole	CCM / SPGCC	14	18
Food Processing	Transformation alimentaire	CCM / SPGCC	14	15
Retail	Vente au détail	CCM / SPGCC	19	23
Medical/Health Service	Service médical / de santé	CCM / SPGCC	6	7

Other Workplace	Autre lieu de travail	CCM / SPGCC	145	142
<b>Recreational / Loisir</b>				
Bar / Restaurant / Nightclub	Bar / restaurant / boîte de nuit	CCM / SPGCC	8	10
Recreational Fitness	Activités de conditionnement physique récréatives	CCM / SPGCC	2	2
Personal Service Setting	Établissement de services personnels	CCM / SPGCC	0	0
Other recreational setting	Autre établissement de loisir	CCM / SPGCC	15	14
<b>Other / Autre</b>				
Other	Autre	CCM / SPGCC	11	9
Undefined	Indéfini	CCM / SPGCC	7	7

CCM = Provincial Case and Contact Management Solution; PHO = Public Health Ontario; NOC = COVID19 Provincial Diagnostic Network Operations Centre; CCSO = Critical Care Services Ontario; dBCS = Daily Bed Census; CRCI = COVID-Related Critical Illness (COVID-Related Critical Illness (CRCI) is defined as: Admission to the ICU because of a clinical syndrome consistent with COVID, AND the patient has had a positive test that is consistent with acute COVID illness. COVID+ is a sub-set of CRCI patients whose last COVID test was positive.)

\*Effective reproduction number (Rt) is updated twice weekly and not daily. Rt is not calculated for PHU Regions with case counts < 12 over the reporting period.

## Update

- [Ontario Extending Stay-at-Home Order across Most of the Province to Save Lives](#). In consultation with the Chief Medical Officer of Health, the government is moving to a regional approach and maintaining the shutdown in the majority of the public health regions in Ontario, including the Stay-at-Home order and all existing public health and workplace safety measures. When it is safe to do so, the province will gradually transition each region from the shutdown measures to a revised and strengthened COVID-19 Response Framework: Keeping Ontario Safe and Open (the "Framework").
- [In-Person Shopping at Retail Stores Permitted with Public Health and Safety Requirements in Place](#). Once local trends of key public health indicators have improved, the province's 34 public health regions will be gradually transitioned back to a strengthened and revised COVID-19 Response Framework: Keeping Ontario Safe and Open (the "Framework"), with some new and modified measures in place. These measures include updates to allow in-store shopping at non-essential retail stores with additional public health and safety measures in place.

## Looking for more information?

- For more information about cases and deaths in Ontario over the course of this pandemic, and for breakdowns by region, age, and sex, please view the [Government of Ontario website](#) or the [Ontario COVID-19 Data Tool](#) by Public Health Ontario.
- Please visit the ministry website for sector-specific [guidance](#) and [directives, memorandums and other resources](#).