

# Situation Report #369: COVID-19

Ministry of Health | Health System Emergency Management Branch

February 18, 2021

## Situation:

Case count as of February 18, 2021 / Nombre de cas le 18 février 2021				
Area / Région	Case count / Nombre de cas	Change from yesterday / Changement par rapport à hier	Deaths / Décès	Change from yesterday / Changement par rapport à hier
Canada*	834 182	+ 2 605	21 435	+ 38
Ontario**	289 621	+ 1 038	6 773	+ 44

\* Numbers from PHAC current as of 7 p.m. yesterday / Chiffres de l'ASPC à jour à 19h hier.

\*\* Ontario current as of 3 p.m. yesterday / Chiffres de l'Ontario à jour à 15h hier.

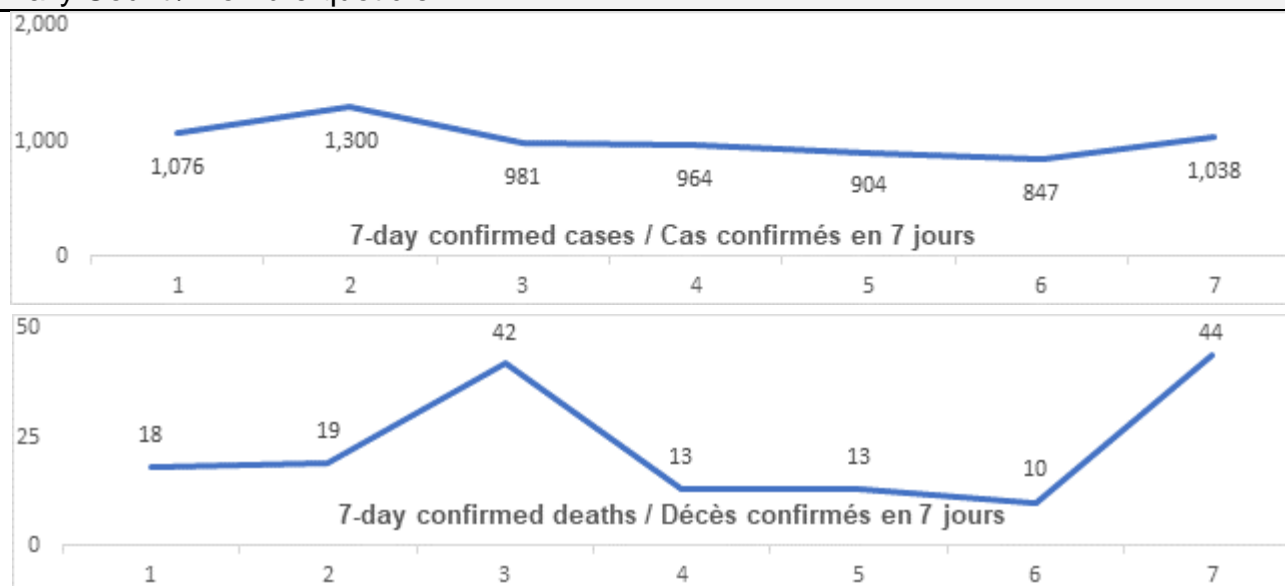
## Ontario:

Vaccination*	Vaccination	Total (cumulative) / Total (cumulatif)
Cumulative vaccine doses administered	Nombre total de doses de vaccin administrées	516 107

\* Total counts as of 4 p.m. today.

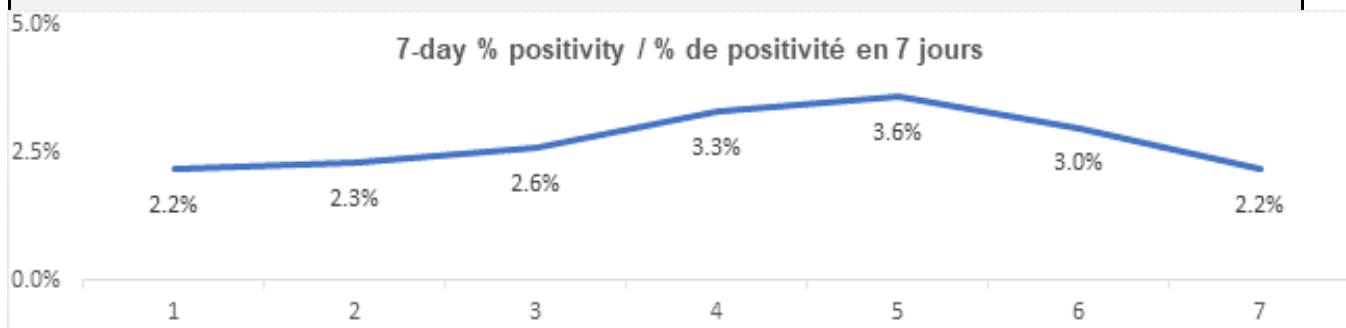
Confirmed Cases	Cas confirmés	Data Source / Source des données	Yesterday / Hier	7-day % change / % de changement sur 7 jours
Cumulative Cases	Nombre cumulatif de cas	CCM / SPGCC	289 621	3%
Health Sector Worker Cases	Nombre de cas chez les travailleurs du secteur de la santé	CCM / SPGCC	18 863	2%
Cumulative Resolved	Nombre cumulatif de cas résolus	CCM / SPGCC	272 146	3%
Cumulative Deaths	Nombre cumulatif de décès	CCM / SPGCC	6 773	2%
Long-Term Care Home Residents	Nombre de décès de résidents des CSLD	<a href="#">Ontario.ca: Status of COVID-19 cases in LTCH</a>		<a href="#">Ontario.ca: État des cas de COVID-19 en FSLD</a>
Retirement Home Residents	Nombre de décès de résidents des maisons de retraite	<a href="#">RHRA Dashboard</a>		<a href="#">Tableau de bord de l'ORMR</a>
Health Sector Worker	Nombre de décès de travailleurs du secteur de la santé	CCM / SPGCC	15	0%

## Daily Count / Nombre quotidien



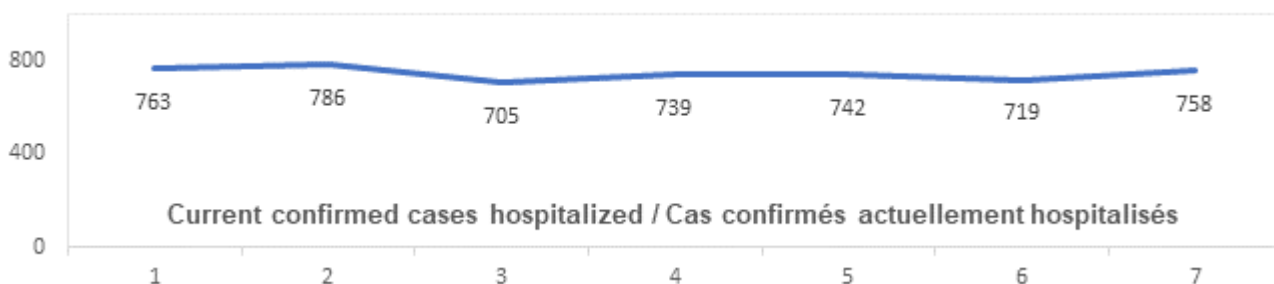
Effective Reproduction Number (Rt)* and Confidence Interval	Taux de reproduction effectif (Re)* et intervalle de confiance	Data Source / Source des données	February 10, 2021 - February 16, 2021 / 10 février, 2021 - 16 février, 2021	February 4, 2021 - February 10, 2021 / 4 février, 2021 - 10 février, 2021
Ontario	Ontario	PHO / SPO	0.88 [0.87 - 0.90]	0.85 [0.83 - 0.87]
North	Nord	PHO / SPO	1.34 [1.19 - 1.50]	0.89 [0.76 - 1.03]
Eastern	Est	PHO / SPO	1.03 [0.94 - 1.13]	0.88 [0.79 - 0.96]
Central East	Centre-Est	PHO / SPO	0.90 [0.87 - 0.94]	0.89 [0.86 - 0.92]
Toronto	Toronto	PHO / SPO	0.83 [0.80 - 0.87]	0.81 [0.78 - 0.84]
South West	Sud-Ouest	PHO / SPO	0.86 [0.79 - 0.94]	0.81 [0.75 - 0.88]
Central West	Centre-Ouest	PHO / SPO	0.85 [0.80 - 0.89]	0.85 [0.81 - 0.90]
Testing	Dépistage		Yesterday / Hier	7-day average / Moyenne de 7 jours
Daily tests completed	Dépistages quotidiens effectués	NOC / COR	56 165	45 282
% positivity	% de positivité	NOC / COR	2.2%	2.7%
Tests in process	Analyses en cours	NOC / COR	44 532	25 071

## Daily Count / Nombre quotidien



Acute Care	Soins aigus	Data Source / Source des données	Yesterday / Hier	7-day % change / % de changement sur 7 jours
Confirmed patients hospitalized	Cas confirmés hospitalisés	dBCS / RqL	758	-14%
Cumulative hospitalized health sector workers	Nombre cumulatif de travailleurs du secteur de la santé hospitalisés	CCM / SPGCC	364	0%
Cumulative health sector workers in ICU	Nombre cumulatifs de travailleurs du secteur de la santé aux soins intensifs	CCM / SPGCC	8 0	1%
				7-day average / Moyenne de 7 jours
Current vented patients (includes COVID+)	Patients actuellement branchés à un respirateur (incluent les COVID+)	CCSO / SOSMPC	699	69 7
CRCI Vented	COVID+ sur respirateur	CCSO / SOSMPC	211	22 5

## Daily Count / Nombre quotidien



Active Outbreaks	Éclosions actives	Data Source / Source des données	Yesterday / Hier	7-day average / Moyenne de 7 jours
<b>Congregate Care / Habitations collectives</b>				
LTCH	FLSD	CCM / SPGCC	143	169
RH	MR	CCM / SPGCC	84	98
Hospital	Hôpital	CCM / SPGCC	45	47
<b>Congregate Living / Hébergement collectif</b>				
Group Homes / Supportive Housing	Foyers de groupe / logement avec services de soutien	CCM / SPGCC	45	49
Shelter	Refuge	CCM / SPGCC	25	22
Correctional Facilities	Établissements correctionnels	CCM / SPGCC	14	13
Short-term Accommodation	Logement temporaire	CCM / SPGCC	4	4
Other congregate	Autre hébergement collectif	CCM / SPGCC	9	11
<b>Education / Éducation</b>				
Childcare	Garde d'enfants	CCM / SPGCC	41	46
Elementary school	École élémentaire	CCM / SPGCC	14	14
Secondary school	École secondaire	CCM / SPGCC	5	4
Elementary/Secondary school	École élémentaire/secondaire	CCM / SPGCC	1	1
Post-Secondary	Postsecondaire	CCM / SPGCC	0	1
<b>Workplaces / Lieu de travail</b>				
Farm	Exploitation agricole	CCM / SPGCC	9	12
Food Processing	Transformation alimentaire	CCM / SPGCC	10	12
Retail	Vente au détail	CCM / SPGCC	19	25
Medical/Health Service	Service médical / de santé	CCM / SPGCC	6	7

Other Workplace	Autre lieu de travail	CCM / SPGCC	96	121
<b>Recreational / Loisir</b>				
Bar / Restaurant / Nightclub	Bar / restaurant / boîte de nuit	CCM / SPGCC	5	5
Recreational Fitness	Activités de conditionnement physique récréatives	CCM / SPGCC	1	2
Personal Service Setting	Établissement de services personnels	CCM / SPGCC	0	1
Other recreational setting	Autre établissement de loisir	CCM / SPGCC	10	10
<b>Other / Autre</b>				
Other	Autre	CCM / SPGCC	7	5
Undefined	Indéfini	CCM / SPGCC	2	6

CCM = Provincial Case and Contact Management Solution; PHO = Public Health Ontario; NOC = COVID19 Provincial Diagnostic Network Operations Centre; CCSO = Critical Care Services Ontario; dBCS = Daily Bed Census; CRCI = COVID-Related Critical Illness (COVID-Related Critical Illness (CRCI) is defined as: Admission to the ICU because of a clinical syndrome consistent with COVID, AND the patient has had a positive test that is consistent with acute COVID illness. COVID+ is a sub-set of CRCI patients whose last COVID test was positive.)

\*Effective reproduction number (Rt) is updated twice weekly and not daily. Rt is not calculated for PHU Regions with case counts < 12 over the reporting period.

## Update

- [Case & Contact Management Appendix 8: Cases with Positive COVID-19 Serology Results and Management of Cases with Multisystem Inflammatory Syndrome in Children \(MIS-C\) Temporally Associated with COVID-19](#) has been updated and is available on the Ministry's website.
- [Case & Contact Management Appendix 9: Management of Individuals with Point-of-Care Results](#) has been updated and is available on the Ministry's website.
- [Case Definition](#) has been updated and is available on the Ministry's website.
- [Considerations for Rapid Antigen Screening](#) has been updated and is available on the Ministry's website.
- [Provincial Testing Guidance](#) has been updated and is available on the Ministry's website.
- [Quick Reference Public Health Guidance on Testing and Clearance](#) has been updated and is available on the Ministry's website.
- [Rapid Point of Care Testing Use Case Guidance](#) is available on the Ministry's website.

## Looking for more information?

- For more information about cases and deaths in Ontario over the course of this pandemic, and for breakdowns by region, age, and sex, please view the [Government of Ontario website](#) or the [Ontario COVID-19 Data Tool](#) by Public Health Ontario. Please visit the ministry website for sector-specific guidance and directives, memorandums and other resources.