

Situation Report #316: COVID-19

Ministry of Health | Health System Emergency Management Branch

December 7, 2020

Situation:

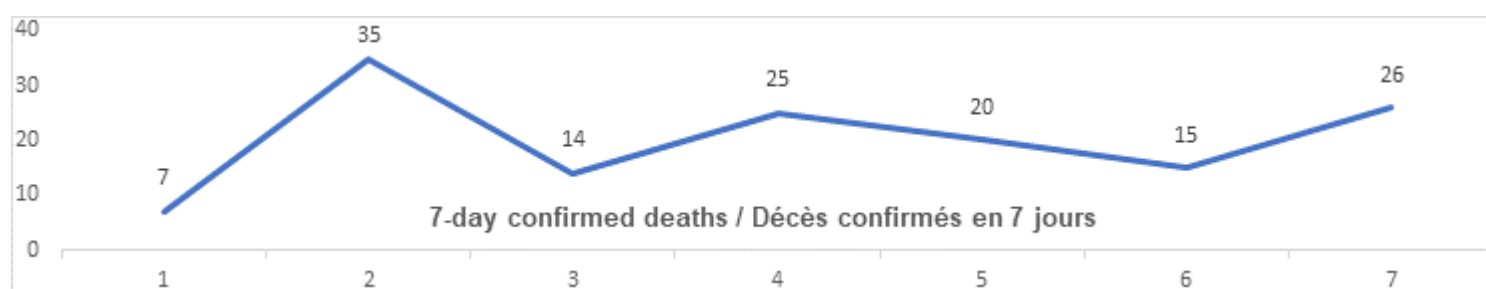
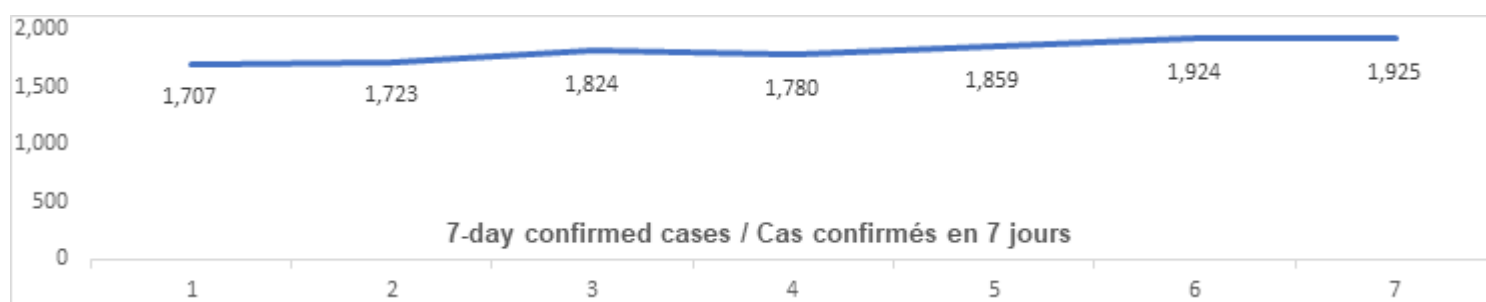
Case count as of December 7, 2020 / Nombre de cas le 7 décembre 2020				
Area / Région	Case count / Nombre de cas	Change from yesterday / Changement par rapport à hier	Deaths / Décès	Change from yesterday / Changement par rapport à hier
Worldwide total / Total mondial*	66 871 418	+ 502 684	1 536 848	+ 7 109
Canada*	415 182	+ 6 261	12 665	+ 76
Ontario**	129 234	+ 1 925	3 798	+ 26

* Numbers from PHAC current as of 7 p.m. yesterday / Chiffres de l'ASPC à jour à 19h hier.

** Ontario current as of 3 p.m. yesterday / Chiffres de l'Ontario à jour à 15h hier.

Ontario:

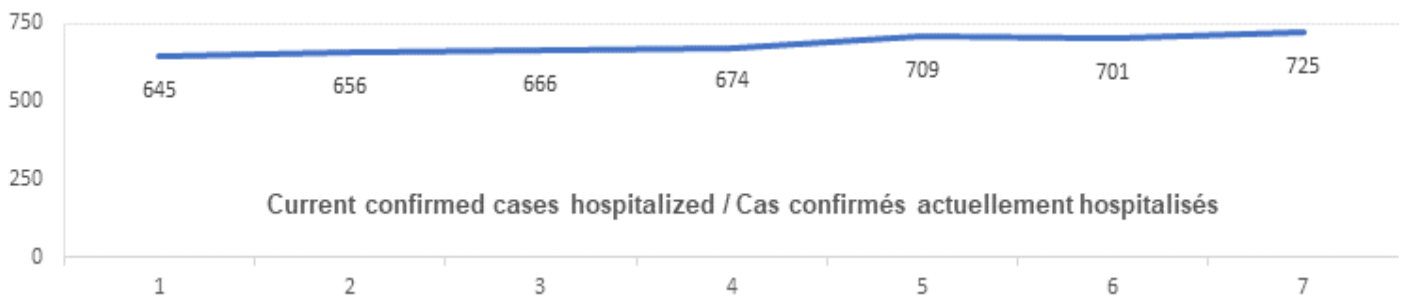
Confirmed Cases	Cas confirmés	Data Source / Source des données	Yesterday / Hier	7-day % change / % de changement sur 7 jours
Cumulative Cases	Nombre cumulatif de cas	CCM / SPGCC	129 234	11%
Health Sector Worker Cases	Nombre de cas chez les travailleurs du secteur de la santé	CCM / SPGCC	9 855	6%
Cumulative Resolved	Nombre cumulatif de cas résolus	CCM / SPGCC	109 402	11%
Cumulative Deaths	Nombre cumulatif de décès	CCM / SPGCC	3 798	4%
Long-Term Care Home Residents	Nombre de décès de résidents des CSLD	<u>Ontario.ca: Status of COVID-19 cases in LTCH</u>		<u>Ontario.ca: État des cas de COVID-19 en FSLD</u>
Retirement Home Residents	Nombre de décès de résidents des maisons de retraite	<u>RHRA Dashboard</u>		<u>Tableau de bord de l'ORMR</u>
Health Sector Workers	Nombre de décès de travailleurs du secteur de la santé	CCM / SPGCC	15	0%
Daily Count / Nombre quotidien				



Effective Reproduction Number (Rt)* and Confidence Interval	Taux de reproduction effectif (Re)* et intervalle de confiance	Data Source / Source des données	November 27, 2020 - December 3, 2020 / 27 novembre, 2020 - 3 décembre, 2020	November 25, 2020 - December 1, 2020 / 25 novembre, 2020 - 1 décembre, 2020
Ontario	Ontario	PHO / SPO	1.1 [1.1 - 1.2]	1.1 [1.1 - 1.2]
North	Nord	PHO / SPO	1 [0.8 - 1.2]	1.1 [0.9 - 1.3]
Eastern	Est	PHO / SPO	1.3 [1.2 - 1.4]	1.2 [1.1 - 1.4]
Central East	Centre-Est	PHO / SPO	1.1 [1.1 - 1.2]	1.1 [1.1 - 1.1]
Toronto	Toronto	PHO / SPO	1.1 [1.1 - 1.1]	1.2 [1.1 - 1.2]
South West	Sud-Ouest	PHO / SPO	1.3 [1.2 - 1.4]	1.1 [1 - 1.2]
Central West	Centre-Ouest	PHO / SPO	1.2 [1.1 - 1.2]	1.1 [1.1 - 1.2]
Testing	Dépistage		Yesterday / Hier	7-day average / Moyenne de 7 jours
Daily tests completed	Dépistages quotidiens effectués	NOC / COR	45 283	50 239
% positivity	% de positivité	NOC / COR	4.0%	4.2%
Tests in process	Analyses en cours	NOC / COR	31 238	49 518
Daily Count / Nombre quotidien				



Acute Care	Soins aigus	Data Source / Source des données	Yesterday / Hier	7-day % change / % de changement sur 7 jours
Confirmed patients hospitalized	Cas confirmés hospitalisés	dBCS / RqL	725	17%
Cumulative hospitalized health sector workers	Nombre cumulatif de travailleurs du secteur de la santé hospitalisés	CCM / SPGCC	264	0%
Cumulative health sector workers in ICU	Nombre cumulatifs de travailleurs du secteur de la santé aux soins intensifs	CCM / SPGCC	6 1	0%
				7-day average / Moyenne de 7 jours
Current vented patients (includes COVID+)	Patients actuellement branchés à un respirateur (incluent les COVID+)	CCSO / SOSMPC	573	6 14
CRCI Vented	COVID+ sur respirateur	CCSO / SOSMPC	130	1 20
Daily Count / Nombre quotidien				



Active Outbreaks	Éclosions actives	Data Source / Source des données	Yesterday / Hier	7-day average / Moyenne de 7 jours
Congregate Care / Habitations collectives				
LTCH	FLSD	CCM / SPGCC	118	117
RH	MR	CCM / SPGCC	65	59
Hospital	Hôpital	CCM / SPGCC	44	42
Congregate Living / Hébergement collectif				
Group Homes / Supportive Housing	Foyers de groupe / logement avec services de soutien	CCM / SPGCC	50	44
Shelter	Refuge	CCM / SPGCC	12	13
Correctional Facilities	Établissements correctionnels	CCM / SPGCC	4	4
Short-term Accommodation	Logement temporaire	CCM / SPGCC	3	2
Other congregate	Autre hébergement collectif	CCM / SPGCC	18	15
Education / Éducation				
Childcare	Garde d'enfants	CCM / SPGCC	47	49
Elementary school	École élémentaire	CCM / SPGCC	93	88
Secondary school	École secondaire	CCM / SPGCC	33	31
Elementary/Secondary school	École élémentaire/secondaire	CCM / SPGCC	8	7
Post-Secondary	Postsecondaire	CCM / SPGCC	4	2
Workplaces / Lieu de travail				
Farm	Exploitation agricole	CCM / SPGCC	6	6
Food Processing	Transformation alimentaire	CCM / SPGCC	20	19
Retail	Vente au détail	CCM / SPGCC	32	30
Medical/Health Service	Service médical / de santé	CCM / SPGCC	13	13
Other Workplace	Autre lieu de travail	CCM / SPGCC	162	165
Recreational / Loisir				
Bar / Restaurant / Nightclub	Bar / restaurant / boîte de nuit	CCM / SPGCC	20	20
Recreational Fitness	Activités de conditionnement physique récréatives	CCM / SPGCC	12	14
Personal Service Setting	Établissement de services personnels	CCM / SPGCC	1	1
Other recreational setting	Autre établissement de loisir	CCM / SPGCC	21	22
Other / Autre				
Other	Autre	CCM / SPGCC	27	19
Undefined	Indéfini	CCM / SPGCC	1	4

CCM = Provincial Case and Contact Management Solution; PHO = Public Health Ontario; NOC = COVID19 Provincial Diagnostic Network Operations Centre; CCSO = Critical Care Services Ontario; dBCS = Daily Bed Census; CRCI = COVID-Related Critical Illness (COVID-Related Critical Illness (CRCI) is defined as: Admission to the ICU because of a clinical syndrome consistent with COVID, AND the patient has had a positive test that is consistent with acute COVID illness. COVID+ is a sub-set of CRCI patients whose last COVID test was positive.)

*Effective reproduction number (Rt) is updated twice weekly and not daily. Rt is not calculated for PHU Regions with case counts < 12 over the reporting period.

Update

- Ontario Identifies Key Groups for Distribution of Initial COVID-19 Vaccines. The Ontario government is ready to distribute COVID-19 vaccines as soon as they are received, beginning with vaccinating vulnerable populations and those who care for them. As recommended by the COVID-19 Vaccine Distribution Task Force and in alignment with the National Advisory Committee on Immunization, the province has identified key populations to receive the vaccine first, including long-term care and retirement home residents and the staff who provide care to these groups. The government's approach is informed by science and prioritizes population groups that are at greatest risks of COVID-19.
- Directive #3 for Long-Term Care Homes has been updated and will come into effect on December 9, 2020. The directive is available on the Ministry's website.

Looking for more information?

- For more information about cases and deaths in Ontario over the course of this pandemic, and for breakdowns by region, age, and sex, please view the Government of Ontario website or the Ontario COVID-19 Data Tool by Public Health Ontario.
- Please visit the ministry website for sector-specific guidance and directives, memorandums and other resources.