

# Situation Report #323: COVID-19

Ministry of Health | Health System Emergency Management Branch

December 14, 2020

## Situation:

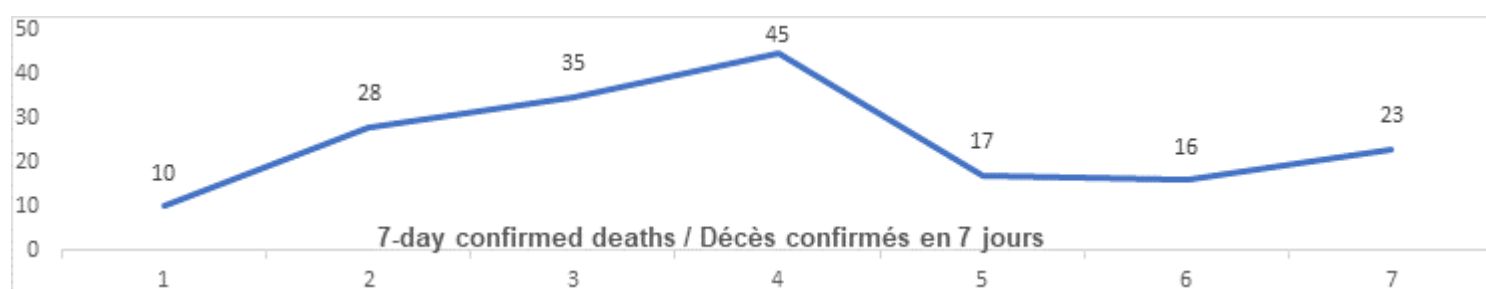
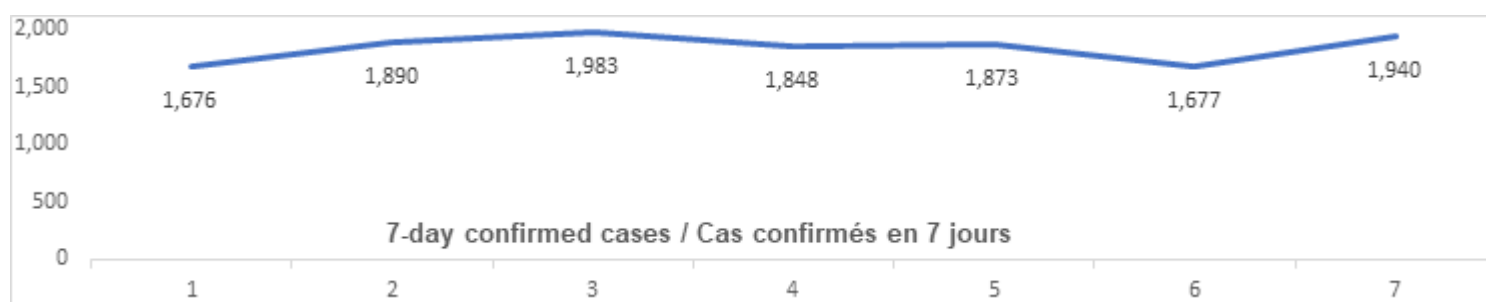
Case count as of December 14, 2020 / Nombre de cas le 14 décembre 2020				
Area / Région	Case count / Nombre de cas	Change from yesterday / Changement par rapport à hier	Deaths / Décès	Change from yesterday / Changement par rapport à hier
<b>Worldwide total / Total mondial*</b>	<b>71 502 915</b>	<b>+ 545 635</b>	<b>1 612 826</b>	<b>+ 7 238</b>
<b>Canada*</b>	460 743	+ 5 891	13 431	+ 81
<b>Ontario**</b>	142 121	+ 1 940	3 972	+ 23

\* Numbers from PHAC current as of 7 p.m. yesterday / Chiffres de l'ASPC à jour à 19h hier.

\*\* Ontario current as of 3 p.m. yesterday / Chiffres de l'Ontario à jour à 15h hier.

## Ontario:

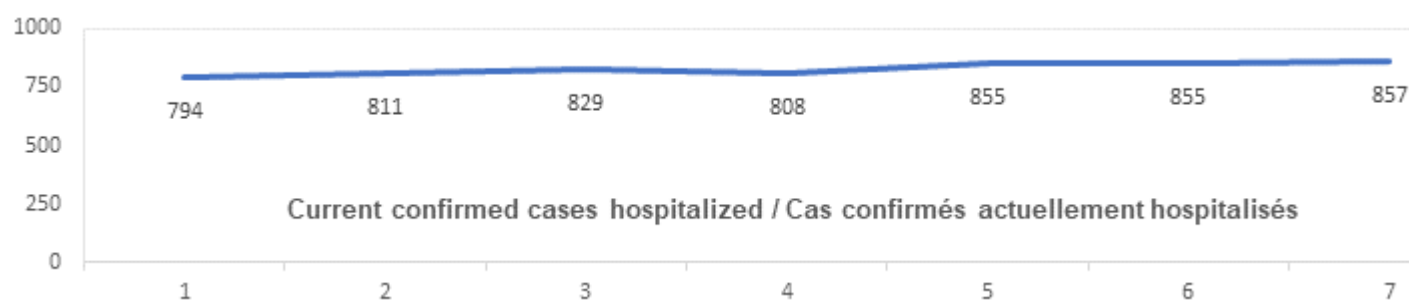
Confirmed Cases	Cas confirmés	Data Source / Source des données	Yesterday / Hier	7-day % change / % de changement sur 7 jours
Cumulative Cases	Nombre cumulatif de cas	CCM / SPGCC	142 121	10%
Health Sector Worker Cases	Nombre de cas chez les travailleurs du secteur de la santé	CCM / SPGCC	10 476	6%
Cumulative Resolved	Nombre cumulatif de cas résolus	CCM / SPGCC	121 563	11%
Cumulative Deaths	Nombre cumulatif de décès	CCM / SPGCC	3 972	5%
Long-Term Care Home Residents	Nombre de décès de résidents des CSLD	<a href="#">Ontario.ca: Status of COVID-19 cases in LTCH</a>		<a href="#">Ontario.ca: État des cas de COVID-19 en FSLD</a>
Retirement Home Residents	Nombre de décès de résidents des maisons de retraite	<a href="#">RHRA Dashboard</a>		<a href="#">Tableau de bord de l'ORMR</a>
Health Sector Workers	Nombre de décès de travailleurs du secteur de la santé	CCM / SPGCC	15	0%
Daily Count / Nombre quotidien				



Effective Reproduction Number (Rt)* and Confidence Interval	Taux de reproduction effectif (Re)* et intervalle de confiance	Data Source / Source des données	December 4, 2020 - December 10, 2020 / 4 décembre, 2020 - 10 décembre, 2020	December 2, 2020 - December 8, 2020 / 2 décembre, 2020 - 8 décembre, 2020
Ontario	Ontario	PHO / SPO	1 [1 - 1.1]	1 [1 - 1.1]
North	Nord	PHO / SPO	1 [0.9 - 1.2]	1 [0.8 - 1.1]
Eastern	Est	PHO / SPO	1.4 [1.3 - 1.5]	1.3 [1.2 - 1.4]
Central East	Centre-Est	PHO / SPO	1 [1 - 1]	1.1 [1 - 1.1]
Toronto	Toronto	PHO / SPO	1 [1 - 1]	1 [0.9 - 1]
South West	Sud-Ouest	PHO / SPO	1.2 [1.1 - 1.3]	1.2 [1.2 - 1.3]
Central West	Centre-Ouest	PHO / SPO	1.1 [1 - 1.1]	1 [1 - 1.1]
Testing	Dépistage		Yesterday / Hier	7-day average / Moyenne de 7 jours
Daily tests completed	Dépistages quotidiens effectués	NOC / COR	57 091	56 164
% positivity	% de positivité	NOC / COR	4.6%	3.9%
Tests in process	Analyses en cours	NOC / COR	32 045	54 529
Daily Count / Nombre quotidien				



Acute Care	Soins aigus	Data Source / Source des données	Yesterday / Hier	7-day % change / % de changement sur 7 jours
Confirmed patients hospitalized	Cas confirmés hospitalisés	dBCS / RqL	857	18%
Cumulative hospitalized health sector workers	Nombre cumulatif de travailleurs du secteur de la santé hospitalisés	CCM / SPGCC	277	5%
Cumulative health sector workers in ICU	Nombre cumulatifs de travailleurs du secteur de la santé aux soins intensifs	CCM / SPGCC	6 4	5%
				7-day average / Moyenne de 7 jours
Current vented patients (includes COVID+)	Patients actuellement branchés à un respirateur (incluent les COVID+)	CCSO / SOSMPC	615	6 33
CRCI Vented	COVID+ sur respirateur	CCSO / SOSMPC	160	1 45
Daily Count / Nombre quotidien				



Active Outbreaks	Éclosions actives	Data Source / Source des données	Yesterday / Hier	7-day average / Moyenne de 7 jours
<b>Congregate Care / Habitations collectives</b>				
LTCH	FLSD	CCM / SPGCC	150	137
RH	MR	CCM / SPGCC	84	78
Hospital	Hôpital	CCM / SPGCC	42	39
<b>Congregate Living / Hébergement collectif</b>				
Group Homes / Supportive Housing	Foyers de groupe / logement avec services de soutien	CCM / SPGCC	52	47
Shelter	Refuge	CCM / SPGCC	7	8
Correctional Facilities	Établissements correctionnels	CCM / SPGCC	5	4
Short-term Accommodation	Logement temporaire	CCM / SPGCC	2	2
Other congregate	Autre hébergement collectif	CCM / SPGCC	21	22
<b>Education / Éducation</b>				
Childcare	Garde d'enfants	CCM / SPGCC	54	53
Elementary school	École élémentaire	CCM / SPGCC	91	96
Secondary school	École secondaire	CCM / SPGCC	34	32
Elementary/Secondary school	École élémentaire/secondaire	CCM / SPGCC	6	7
Post-Secondary	Postsecondaire	CCM / SPGCC	4	4
<b>Workplaces / Lieu de travail</b>				
Farm	Exploitation agricole	CCM / SPGCC	7	6
Food Processing	Transformation alimentaire	CCM / SPGCC	21	23
Retail	Vente au détail	CCM / SPGCC	30	33
Medical/Health Service	Service médical / de santé	CCM / SPGCC	9	12
Other Workplace	Autre lieu de travail	CCM / SPGCC	164	163
<b>Recreational / Loisir</b>				
Bar / Restaurant / Nightclub	Bar / restaurant / boîte de nuit	CCM / SPGCC	23	21
Recreational Fitness	Activités de conditionnement physique récréatives	CCM / SPGCC	10	10
Personal Service Setting	Établissement de services personnels	CCM / SPGCC	3	2
Other recreational setting	Autre établissement de loisir	CCM / SPGCC	19	21
<b>Other / Autre</b>				
Other	Autre	CCM / SPGCC	20	16
Undefined	Indéfini	CCM / SPGCC	4	4

CCM = Provincial Case and Contact Management Solution; PHO = Public Health Ontario; NOC = COVID19 Provincial Diagnostic Network Operations Centre; CCSO = Critical Care Services Ontario; dBCS = Daily Bed Census; CRCI = COVID-Related Critical Illness (COVID-Related Critical Illness (CRCI) is defined as: Admission to the ICU because of a clinical syndrome consistent with COVID, AND the patient has had a positive test that is consistent with acute COVID illness. COVID+ is a sub-set of CRCI patients whose last COVID test was positive.)

\*Effective reproduction number (Rt) is updated twice weekly and not daily. Rt is not calculated for PHU Regions with case counts < 12 over the reporting period

## Update

- Ontario Begins Rollout of COVID-19 Vaccine. The Ontario government has developed a three-phase implementation plan to receive, store and administer COVID-19 vaccines to Ontarians as soon as they are received. Phase One will begin on Tuesday, December 15, 2020 with a pilot project in Toronto and Ottawa which will include the vaccination of over 2,500 health care workers with the Health Canada approved Pfizer-BioNTech vaccine.
- The Ministry has developed a number of educational documents on the Pfizer-BioNTech COVID-19 vaccine. These include the following documents: About Vaccines, Vaccine Administration, Vaccine Availability and Rollout, Approval Process and Safety, Vaccine Information Sheet and Managing Health Care Workers with Symptoms within 48 Hours of Receiving the Vaccine. Documents are attached and will be uploaded to the website shortly.

## Looking for more information?

- For more information about cases and deaths in Ontario over the course of this pandemic, and for breakdowns by region, age, and sex, please view the Government of Ontario website or the Ontario COVID-19 Data Tool by Public Health Ontario.
- Please visit the ministry website for sector-specific guidance and directives, memorandums and other resources.