

Situation Report #319: COVID-19

Ministry of Health | Health System Emergency Management Branch

December 10, 2020

Situation:

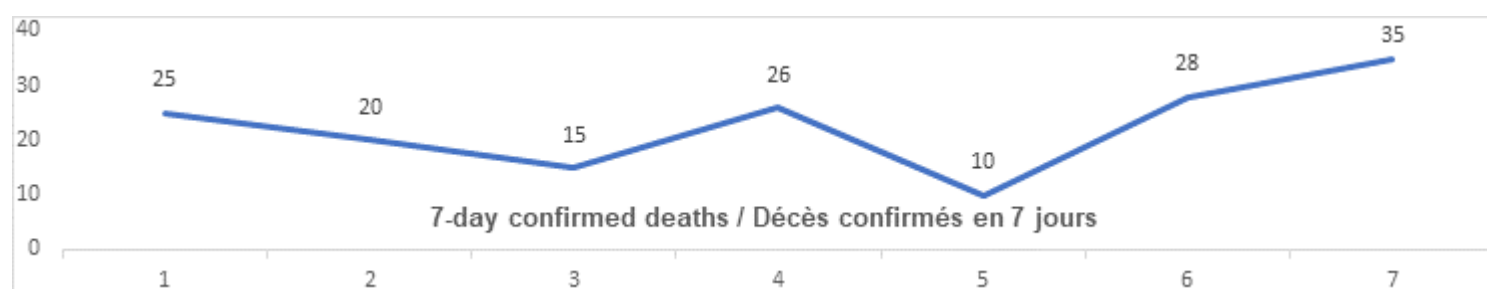
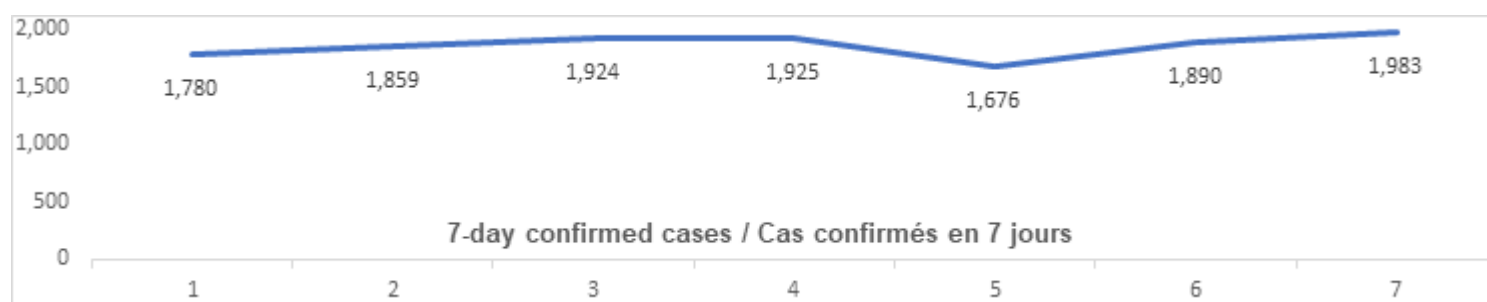
| Case count as of December 10, 2020 / Nombre de cas le 10 décembre 2020 | | | | |
|--|----------------------------|---|------------------|---|
| Area / Région | Case count / Nombre de cas | Change from yesterday / Changement par rapport à hier | Deaths / Décès | Change from yesterday / Changement par rapport à hier |
| Worldwide total / Total mondial* | 68 618 411 | + 653 849 | 1 570 148 | + 12 539 |
| Canada* | 435 330 | + 6 295 | 12 983 | + 116 |
| Ontario** | 134 783 | + 1 983 | 3 871 | + 35 |

* Numbers from PHAC current as of 7 p.m. yesterday / Chiffres de l'ASPC à jour à 19h hier.

** Ontario current as of 3 p.m. yesterday / Chiffres de l'Ontario à jour à 15h hier.

Ontario:

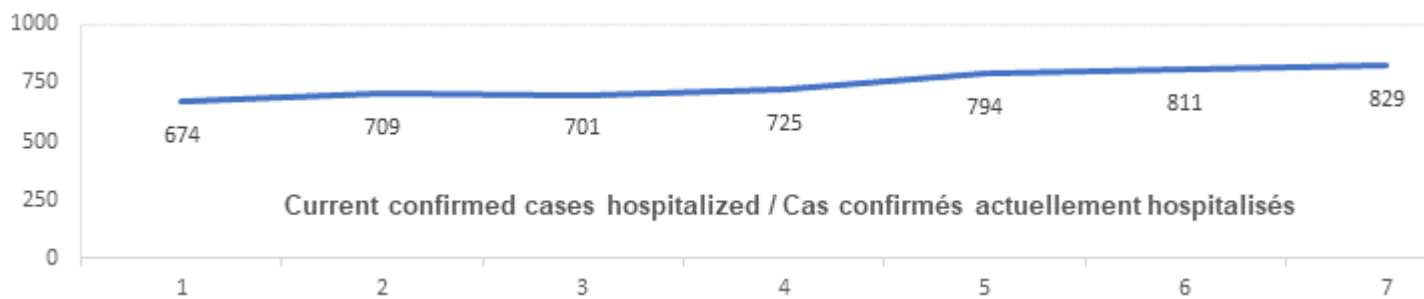
| Confirmed Cases | Cas confirmés | Data Source / Source des données | Yesterday / Hier | 7-day % change / % de changement sur 7 jours |
|--------------------------------|--|--|------------------|--|
| Cumulative Cases | Nombre cumulatif de cas | CCM / SPGCC | 134 783 | 11% |
| Health Sector Worker Cases | Nombre de cas chez les travailleurs du secteur de la santé | CCM / SPGCC | 10 476 | 6% |
| Cumulative Resolved | Nombre cumulatif de cas résolus | CCM / SPGCC | 114 679 | 11% |
| Cumulative Deaths | Nombre cumulatif de décès | CCM / SPGCC | 3 871 | 4% |
| Long-Term Care Home Residents | Nombre de décès de résidents des CSLD | Ontario.ca: Status of COVID-19 cases in LTCH | | Ontario.ca: État des cas de COVID-19 en FSLD |
| Retirement Home Residents | Nombre de décès de résidents des maisons de retraite | RHRA Dashboard | | Tableau de bord de l'ORMR |
| Health Sector Workers | Nombre de décès de travailleurs du secteur de la santé | CCM / SPGCC | 15 | 0% |
| Daily Count / Nombre quotidien | | | | |



| Effective Reproduction Number (Rt)* and Confidence Interval | Taux de reproduction effectif (Re)* et intervalle de confiance | Data Source / Source des données | December 2, 2020 - December 8, 2020 / 2 décembre, 2020 - 8 décembre, 2020 | November 27, 2020 - December 3, 2020 / 27 novembre, 2020 - 3 décembre, 2020 |
|---|--|----------------------------------|---|---|
| Ontario | Ontario | PHO / SPO | 1.1 [1.1 - 1.2] | 1.1 [1.1 - 1.2] |
| North | Nord | PHO / SPO | 1 [0.8 - 1.1] | 1 [0.8 - 1.2] |
| Eastern | Est | PHO / SPO | 1.3 [1.2 - 1.4] | 1.3 [1.2 - 1.4] |
| Central East | Centre-Est | PHO / SPO | 1.1 [1 - 1.1] | 1.1 [1.1 - 1.2] |
| Toronto | Toronto | PHO / SPO | 1 [0.9 - 1] | 1.1 [1.1 - 1.1] |
| South West | Sud-Ouest | PHO / SPO | 1.2 [1.2 - 1.3] | 1.3 [1.2 - 1.4] |
| Central West | Centre-Ouest | PHO / SPO | 1 [1 - 1.1] | 1.2 [1.1 - 1.2] |
| Testing | Dépistage | | Yesterday / Hier | 7-day average / Moyenne de 7 jours |
| Daily tests completed | Dépistages quotidiens effectués | NOC / COR | 61 809 | 52 784 |
| % positivity | % de positivité | NOC / COR | 3.6% | 4.0% |
| Tests in process | Analyses en cours | NOC / COR | 66 326 | 52 336 |
| Daily Count / Nombre quotidien | | | | |



| Acute Care | Soins aigus | Data Source / Source des données | Yesterday / Hier | 7-day % change / % de changement sur 7 jours |
|---|--|----------------------------------|------------------|--|
| Confirmed patients hospitalized | Cas confirmés hospitalisés | dBCS / RqL | 829 | 24% |
| Cumulative hospitalized health sector workers | Nombre cumulatif de travailleurs du secteur de la santé hospitalisés | CCM / SPGCC | 277 | 5% |
| Cumulative health sector workers in ICU | Nombre cumulatifs de travailleurs du secteur de la santé aux soins intensifs | CCM / SPGCC | 6 4 | 5% |
| | | | | 7-day average / Moyenne de 7 jours |
| Current vented patients (includes COVID+) | Patients actuellement branchés à un respirateur (incluent les COVID+) | CCSO / SOSMPC | 657 | 6 19 |
| CRCI Vented | COVID+ sur respirateur | CCSO / SOSMPC | 142 | 1 31 |
| Daily Count / Nombre quotidien | | | | |



| Active Outbreaks | Éclosions actives | Data Source / Source des données | Yesterday / Hier | 7-day average / Moyenne de 7 jours |
|--|--|-------------------------------------|------------------|---------------------------------------|
| Congregate Care / Habitations collectives | | | | |
| LTCH | FLSD | CCM / SPGCC | 130 | 121 |
| RH | MR | CCM / SPGCC | 76 | 67 |
| Hospital | Hôpital | CCM / SPGCC | 38 | 39 |
| Congregate Living / Hébergement collectif | | | | |
| Group Homes / Supportive Housing | Foyers de groupe / logement avec services de soutien | CCM / SPGCC | 46 | 47 |
| Shelter | Refuge | CCM / SPGCC | 9 | 12 |
| Correctional Facilities | Établissements correctionnels | CCM / SPGCC | 4 | 4 |
| Short-term Accommodation | Logement temporaire | CCM / SPGCC | 2 | 2 |
| Other congregate | Autre hébergement collectif | CCM / SPGCC | 22 | 18 |
| Education / Éducation | | | | |
| Childcare | Garde d'enfants | CCM / SPGCC | 53 | 50 |
| Elementary school | École élémentaire | CCM / SPGCC | 101 | 94 |
| Secondary school | École secondaire | CCM / SPGCC | 34 | 32 |
| Elementary/Secondary school | École élémentaire/secondaire | CCM / SPGCC | 8 | 8 |
| Post-Secondary | Postsecondaire | CCM / SPGCC | 4 | 3 |
| Workplaces / Lieu de travail | | | | |
| Farm | Exploitation agricole | CCM / SPGCC | 6 | 6 |
| Food Processing | Transformation alimentaire | CCM / SPGCC | 27 | 22 |
| Retail | Vente au détail | CCM / SPGCC | 36 | 33 |
| Medical/Health Service | Service médical / de santé | CCM / SPGCC | 12 | 13 |
| Other Workplace | Autre lieu de travail | CCM / SPGCC | 162 | 162 |
| Recreational / Loisir | | | | |
| Bar / Restaurant / Nightclub | Bar / restaurant / boîte de nuit | CCM / SPGCC | 19 | 19 |
| Recreational Fitness | Activités de conditionnement physique récréatives | CCM / SPGCC | 10 | 12 |
| Personal Service Setting | Établissement de services personnels | CCM / SPGCC | 1 | 1 |
| Other recreational setting | Autre établissement de loisir | CCM / SPGCC | 22 | 22 |
| Other / Autre | | | | |
| Other | Autre | CCM / SPGCC | 12 | 19 |
| Undefined | Indéfini | CCM / SPGCC | 4 | 4 |

CCM = Provincial Case and Contact Management Solution; PHO = Public Health Ontario; NOC = COVID19 Provincial Diagnostic Network Operations Centre; CCSO = Critical Care Services Ontario; dBCS = Daily Bed Census; CRCI = COVID-Related Critical Illness (COVID-Related Critical Illness (CRCI) is defined as: Admission to the ICU because of a clinical syndrome consistent with COVID, AND the patient has had a positive test that is consistent with acute COVID illness. COVID+ is a sub-set of CRCI patients whose last COVID test was positive.)

*Effective reproduction number (Rt) is updated twice weekly and not daily. Rt is not calculated for PHU Regions with case counts < 12 over the reporting period.

Update

- Ontario Extends COVID-19 Orders. The Ontario government, in consultation with the Chief Medical Officer of Health, is extending all orders currently in force under the Reopening Ontario (A Flexible Response to COVID-19) Act, 2020 (ROA) until January 20, 2021. This extension will support the safe delivery of health care and other critical services until COVID-19 vaccines are approved and widely available.
- Ontario Ready to Receive COVID-19 Vaccines. Ontario is ready to receive COVID-19 vaccines as soon as they are available. Following yesterday's Health Canada approval of Pfizer's COVID-19 vaccine, and with the province now having confirmed all necessary security measures are in place, we expect a very small number of doses to arrive in the coming days.
- The Retirement Home COVID-19 Visitor Policy has been updated and can be [accessed here](#).

Looking for more information?

- For more information about cases and deaths in Ontario over the course of this pandemic, and for breakdowns by region, age, and sex, please view the [Government of Ontario website](#) or the [Ontario COVID-19 Data Tool](#) by Public Health Ontario.
- Please visit the ministry website for sector-specific [guidance](#) and [directives, memorandums and other resources](#).